

Resource Mobilisation

finding some positive steps forward

David Duthie, CBD Secretariat
david.duthie@cbd.int

Resource Mobilization webpages: <http://www.cbd.int/financial/>



Convention on
Biological Diversity



Resource Mobilization – all day?!

0830-0845 – Introduction

0845-0930 - The GEF – what can we do with them – can we do without them?

0930-1030 – The Strategy for Resource Mobilization, the Reporting Framework, and National Financial Mobilization Strategies (Part I)

1030-1100 – Tea/Coffee

1100-1300 – The Strategy for Resource Mobilization, the Reporting Framework and National Financial Mobilization Strategies (Part II)

1300-1400 - Lunch

1400-1500 - National NBSAP Budgets – now and the future

1500-1600 - Plugging the Gap – Innovative Financial Mechanisms (incl. Trust Funds)




Convention on
Biological Diversity



Global Environment Facility (GEF) Support to the CBD Strategic Plan for Biodiversity 2011-2020



Convention on
Biological Diversity



GEF Funding for Biodiversity Enabling Activities

Generations of Enabling Activities



1st

Generation
of GEF
Enabling
Activities

~\$60M

2nd

Generation
of GEF
Enabling
Activities

~\$40M



Convention on
Biological Diversity



GEF Funding for Biodiversity Enabling Activities

GEF Funding History

Funding for	Number of countries that benefitted	Total number of countries eligible
NBSAP	139	157
CHM and 2NR	92	157
3NR	123	155
4NR	120	146

The GEF's investment in Biodiversity Planning through GEF-4 exceeds **\$60M in GEF funding**. It also leveraged large amounts of co-funding, although it is a full cost activity.



GEF 5 Biodiversity Focal Area Strategy

GOAL:

Conservation and sustainable use of biodiversity and maintenance of ecosystem goods and services

OBJECTIVES

(1) Improve sustainability of protected area systems

(2) Mainstream biodiversity conservation and sustainable use into production landscapes/seascapes and sectors

(3) Build capacity to implement Cartagena Protocol on Biosafety

(4) Build capacity on access to genetic resources and benefit-sharing

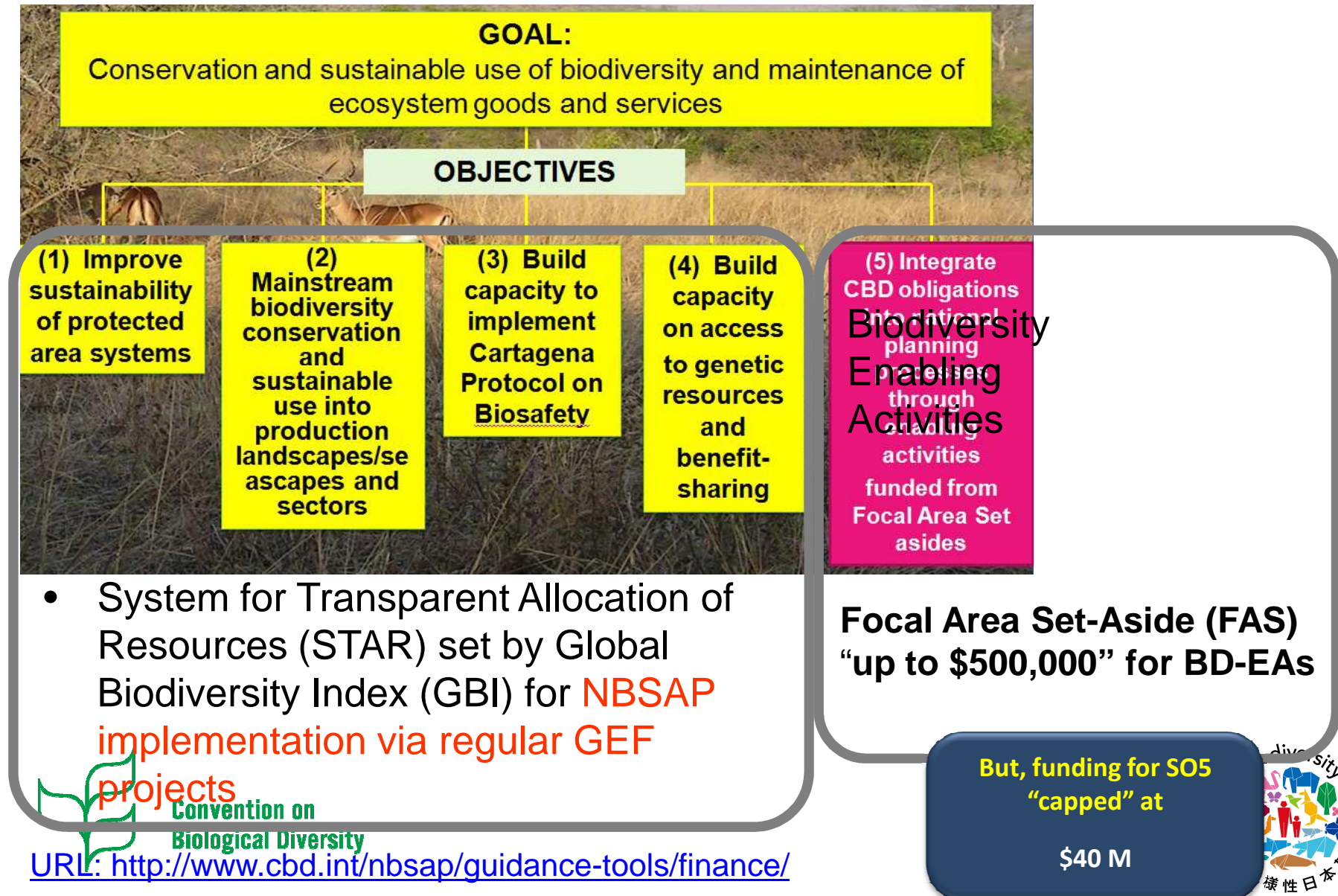
(5) Integrate CBD obligations into national planning processes through enabling activities funded from Focal Area Set asides



Convention on
Biological Diversity

GEF 5 Strategies: http://www.thegef.org/gef/GEF5_Strategies

GEF 5 Biodiversity Focal Area Strategy



GEF funding for Enabling Activities

- GEF-5 Enabling Activity support is provided for:
 - revising National Biodiversity Strategies and Action Plans (NBSAPs) in line with the Strategic Plan for Biodiversity 2011-2020;
 - implementation of guidance related to the Clearing House Mechanism (CHM); and
 - 5th Biodiversity National Report.



Convention on
Biological Diversity



GEF funding in Total

- The average **annual** amount of biodiversity funding from the Global Environment Facility was US\$240 million in the GEF-3 replenishment period (2002-2006) and US\$257 million in the GEF-4 replenishment period (2006-2010).
- The nominal annual increase was close to 2%, and to a large extent, helped offset the impact of inflation during the same period.
- 77 (56%) of 138 recipient countries saw an increase in average annual funding for biodiversity from the Global Environment Facility over the two periods.



Convention on
Biological Diversity




The Future?

GEF-6

2014-2018



Convention on
Biological Diversity



GEF-6 Needs Assessment

Assessment on the funding needs for the sixth replenishment of the Global Environment Facility

<http://www.cbd.int/financial/COP-11-preparations/gef6needs.shtml>

In [decision X/26](#) the Conference of the Parties adopted terms of reference for a full assessment of the amount of funds that are necessary to assist developing countries and countries with economies in transition, in accordance with the guidance provided by the Conference of the Parties, in fulfilling their commitments under the Convention for the sixth replenishment period (2014-2018) of the Global Environment Facility Trust Fund.

The first draft of the report on the full assessment of the amount of funds needed for the implementation of the Convention for GEF-6 was presented during the fourth meeting of the Ad Hoc Open-ended Working Group on Review of Implementation of the Convention as document [UNEP/CBD/WG-RI/4/INF/10](#).



Convention on
Biological Diversity



GEF-6 Needs Assessment

WGRI-4 took note of the preliminary conclusions of the expert group as summarized in the annex to [UNEP/CBD/WG-RI/4/7](#) and requested the expert group, with the support of the Executive Secretary, to further develop the report for the consideration of the Conference of the Parties at its eleventh meeting, taking into account:

- The views expressed by Parties and observers at the fourth meeting of the Working Group on Review of Implementation of the Convention;
- Additional views submitted by Parties, other Governments and organizations prior to **30 June 2012**;
- Work conducted by the high-level panel on financing for biodiversity, co-sponsored by India and the United Kingdom; and
- Other relevant technical information on the costs of implementing the Strategic Plan for Biodiversity 2011-2020 and achieving the Aichi Biodiversity Targets



Convention on
Biological Diversity



GEF-6 Needs Assessment

WGRI-4 also reminded Parties to provide the Secretariat with the data and information requested in the Executive Secretary's notifications regarding the GEF-6 funding needs assessment.


Comments on the full assessment and information on financial needs assessment, making use of the GEF-6 questionnaire, can be sent to GEF6.Needs@cbd.int

Relevant documents:

- [The Financial Mechanism: Review of GEF-5 and needs for GEF-6 \(UNEP/CBD/WG-RI/4/7\)](#)
- [Full Assessment of the Amount of Funds Needed for the Implementation of the Convention for the Sixth Replenishment Period of the Trust Fund of the Global Environment Facility \(UNEP/CBD/WG-RI/4/INF/10\)](#)
- [Questionnaire on the GEF-6 Needs Assessment](#)



Convention on
Biological Diversity



How much are Parties currently spending on environment?

Average percentage of environmental expenditure of central governments of some 40 countries has stayed around **0.2 per cent** of GDP over the period between 2002 and 2010, and the average percentage of “total” governments including lower levels of government has been around **0.7 percent** of GDP.

Globally, national budgetary support to biodiversity and ecosystem services is estimated to be in the range of US\$15 billion - \$45 billion in 2010.

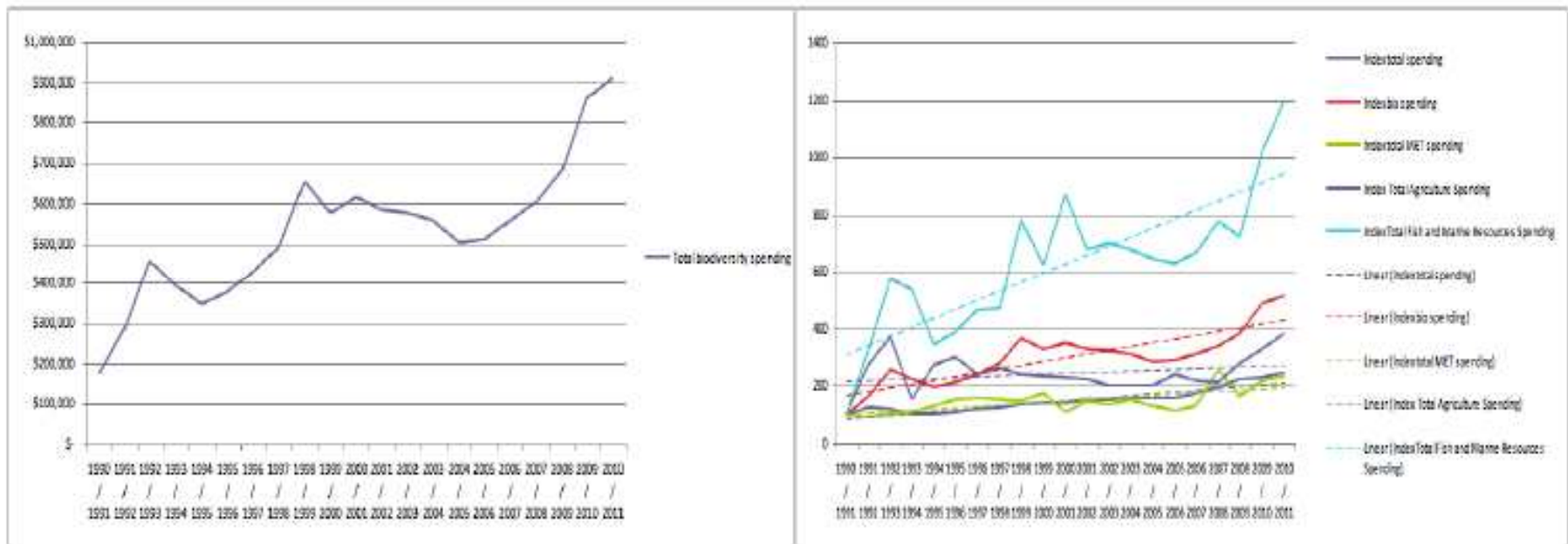
If 0.1 % of global GDP had been allocated for biodiversity and ecosystem services, it would have provided US\$63 billion in 2010.




Convention on
Biological Diversity



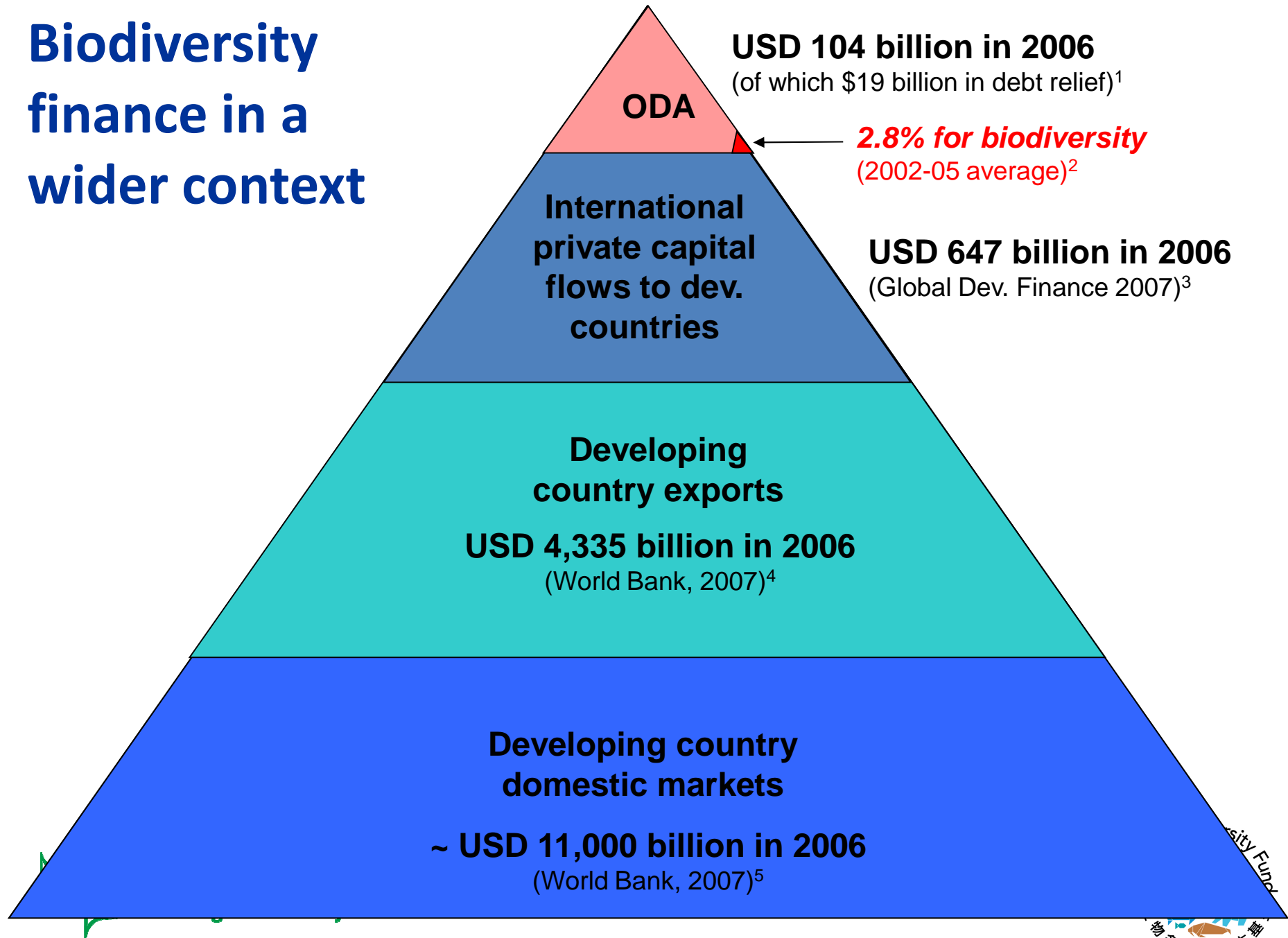
How much are Parties currently spending on environment?



Convention on
Biological Diversity

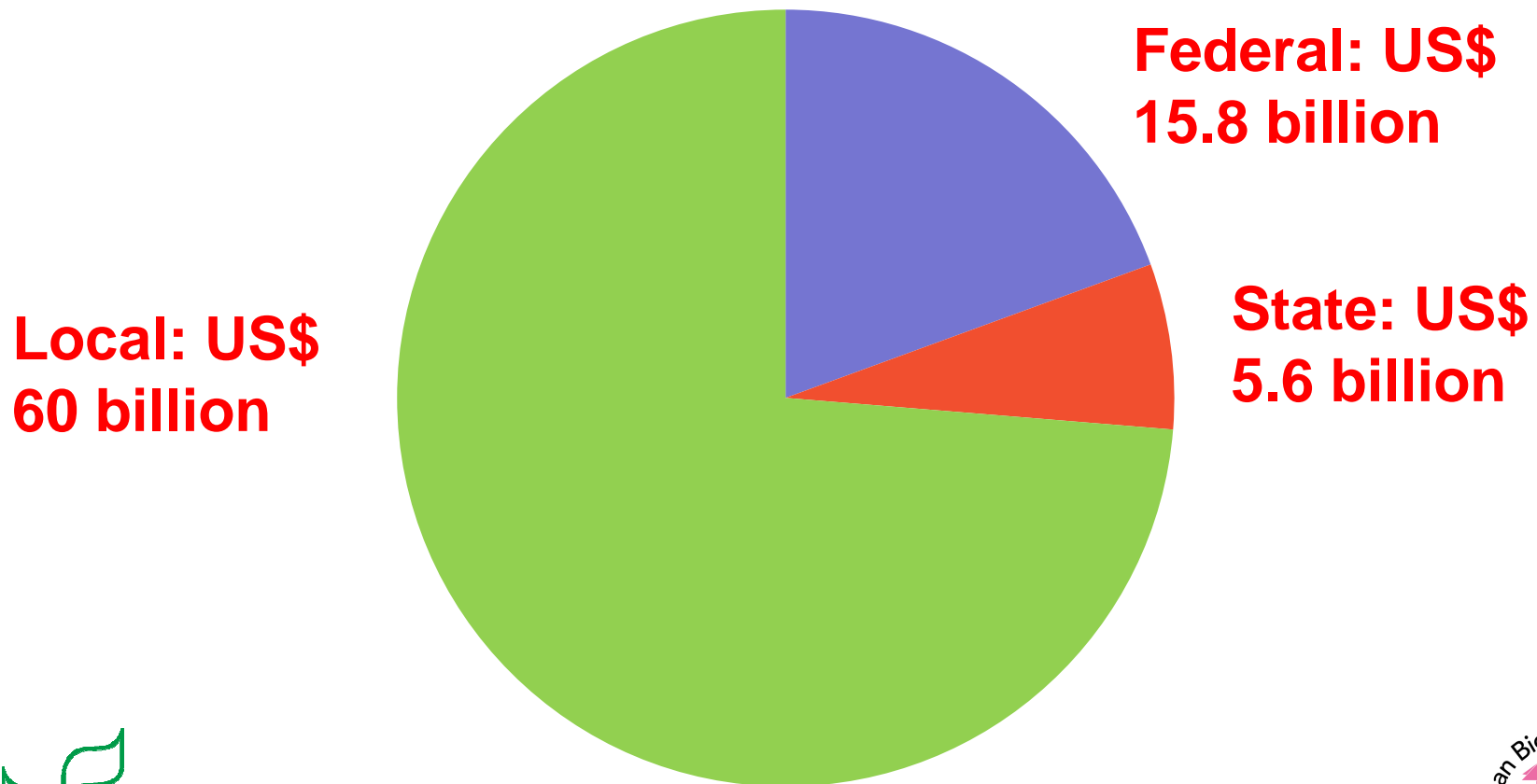


Biodiversity finance in a wider context




US government spending on biodiversity

1. What was the total in FY2008? **US\$ 81.4 billion**
2. What was the rank (federal, state, local)?



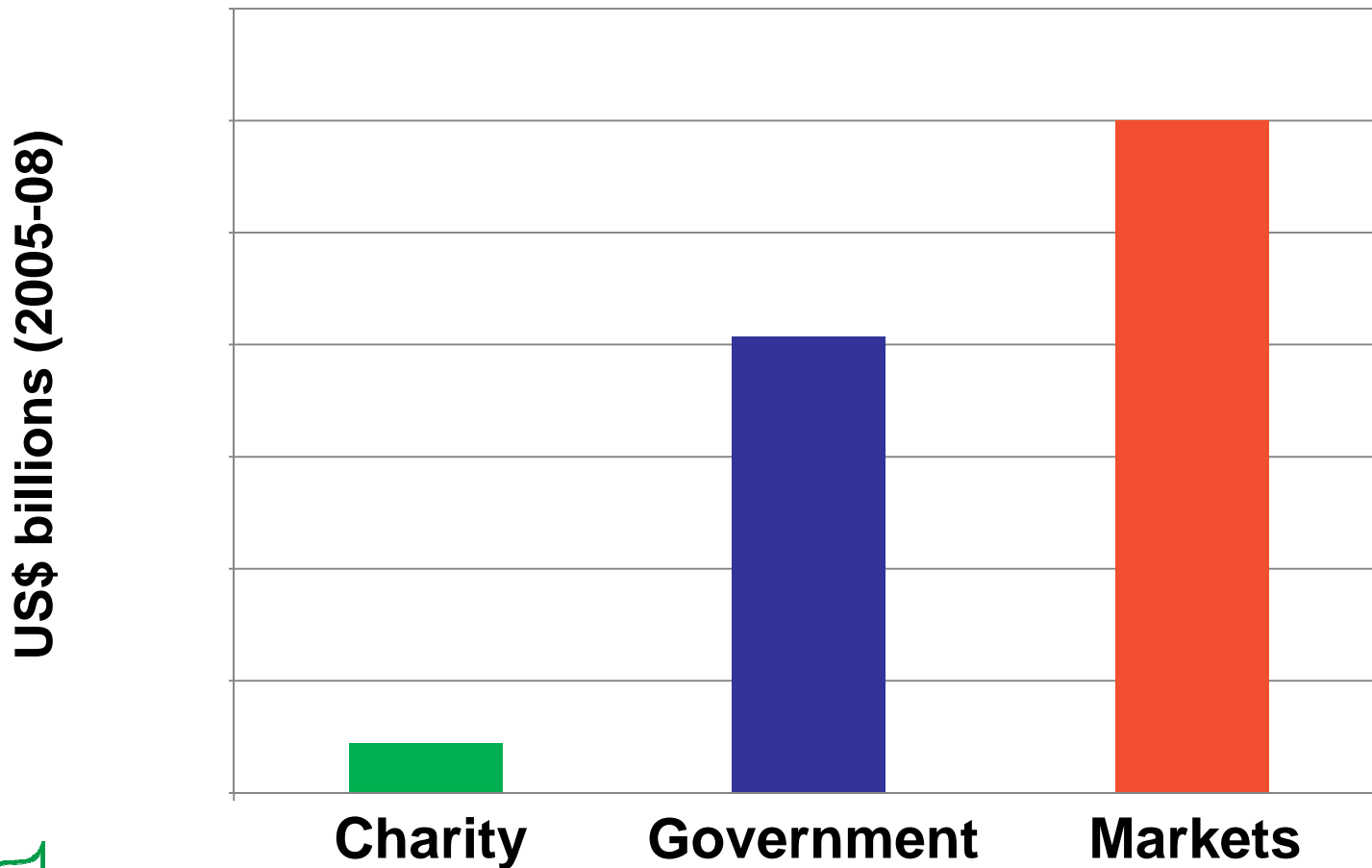
Convention on
Biological Diversity

Source: Walls, M., Darley, S., Siikamäki, J. 2009. The State of the Great Outdoors: America's Parks, Public Lands, and Recreation Resources. Resources for the Future: Washington, D.C. 100 pp.




US public & private spending on biodiversity

What is the rank (government, charity, market)?



Convention on
Biological Diversity

Sources: Walls et al. 2009; Giving USA 2006; US Fish & Wildlife Service 2007.




What are countries total resource needs?

Estonia: BDAP need for financing in years 2000–2005

Sector	Need for financing (1000 eek)	%
1. Biotechnology	140 050	6.2
2. Education	131 510	5.8
3. Landscape aspects in planning and land management	94 725	4.2
4. Agriculture	392 405	17.4
5. Forestry	62 790	2.8
6. Hunting	3 970	0.2
7. Fishing	24 735	1.1
8. National defence	2 080	0.1
9. Border control	3 000	0.1
10. Industry	1 144 825	50.7
11. Transport	98 265	4.3
12. Tourism	100 830	4.5
13. Nature conservation	60 945	2.7
BDAP total	2 260 130	100.0



Convention on
Biological Diversity



How much are Parties currently spending on environment?

Chile: Expenditure on Natural Resources and Biodiversity 2002

Partida	Componente						
	Flora	Fauna	Ecosist.	Paisaje	Total Biodiv.	%	Total Gasto Amb.
Ministerio de Agricultura	7.555	3.242	7.041	2.683	20.521	33,99	60.376
Ministerio de Bienes Nacionales	0	0	199	0	199	97,07	205
Ministerio de Defensa	9	18	48	99	174	3,74	4.655
Ministerio de Economía	0	24	1.257	15	1296	17,30	7.493
Ministerio de Educación	12	880	241	0	1133	41,05	2.760
Ministerio de Minería	0	0	2	18	20	0,89	2.238
Ministerio de Obras Públicas	106	120	46	53	325	1,96	16.617
Ministerio de Planificación y Coop.	0	0	2	58	60	2,01	2.986
Ministerio de Relaciones Exteriores	0	0	0	0	0	0,00	1.537
Ministerio de Salud	0	0	0	0	0	0,00	20.637
Ministerio de Transporte y Telecom.	0	0	0	0	0	0,00	613
Ministerio de Vivienda y Urbanismo	0	0	0	6.627	6627	62,94	10.529
Ministerio del Interior	38	111	1.175	3.402	4726	14,69	32.169
Ministerio Sec. Gral. De la Presid.	18	18	91	0	127	1,12	11.373
Total por Componente	7.738	4.413	10.102	12.955	35.208	20,21	174.188



Convention on
Biological Diversity



What are countries total resource needs?

<i>Country</i>	<i>Cost estimates of national biodiversity strategies and action plans</i>
Algeria (1997)	US\$6.5 billion for national biodiversity strategy and action plan
Bahamas (1999)	Around US\$5 million for nine project proposals
Bangladesh (2010)	US\$327 million for biodiversity programme of actions 2020
Belize (1998)	Around US\$48.7 million for action plan
Benin (2002)	US\$649 million for four-year action plan
Botswana (2004)	US\$43 million for action plan
Brazil (2010)	US\$1.596 billion for protected areas system
Burkina Faso (1999)	US\$537 million for national action plan in the field of biodiversity
Burundi (2000)	US\$27.6 million for 16 project ideas
Cameroon (1997)	US\$ 11 million for its five-year strategy
Central African Republic (2000)	US\$14 million for action plan
China (2001)	US\$798 million for annual incremental costs for implementing the Convention
DR Congo (2002)	US\$189 million
Egypt (1998)	Around US\$195 million for programme priority activities (1998-2003)
Fiji (2003)	US\$4.65 million for 8 project briefs
Grenada (2000)	US\$1.05 million for seven project concepts
Guinea (2002)	US\$92 million for 68 projects
Guyana (1999)	US\$3 million
Lebanon (1998)	US\$2.6 million in short term, US\$9.1 in medium term, and US\$9.4 in long term for strategy implementation
Malawi (1998)	About US\$ 32 million
Moldova (2005)	Approximately \$18.7 million, about 0.47% of its GDP for biodiversity conservation national strategy and action plan
Seychelles (2001)	US\$12.3 million for a list of projects
Sierra Leone (2006)	US\$95 million for implementation of national biodiversity strategy and action plan
St. Kitts and Nevis (2004)	US\$3.44 million for a list of projects
St. Vincent and the Grenadines (2000)	US\$0.565 million for priority actions
Trinidad and Tobago (2010)	US\$6.56 million
Yemen (2005)	US\$40.3 million for seven programmes



Convent
Biologic



What are countries total resource needs?

Globally speaking, funding needs for implementing the conservation and sustainable use commitments of the Strategic Plan for Biodiversity 2011-2020 in developing countries are expected to be around \$60 billion per annum in 2010 and can go up to \$150 billion per annum in 2020.

Possible interim target can be that, by 2014, all countries will have identified and reported funding needs, gaps and priorities, and this target should be renewed for 2018.



Convention on
Biological Diversity

