



CONVENTION ON BIOLOGICAL DIVERSITY

Distr.
GENERAL

UNEP/CBD/COP/6/10
25 January 2002

ORIGINAL: ENGLISH

CONFERENCE OF THE PARTIES TO THE CONVENTION ON BIOLOGICAL DIVERSITY

Sixth meeting

The Hague, 7-19 April 2002

Item 15 of the provisional agenda*

REPORT OF THE EXECUTIVE SECRETARY ON THE ADMINISTRATION OF THE CONVENTION AND THE BUDGET FOR THE TRUST FUNDS OF THE CONVENTION

Note by the Executive Secretary

INTRODUCTION

1. At its fifth meeting, the Conference of the Parties requested the Executive Secretary, in paragraph 19 of its decision V/22, to report to the Conference of the Parties at its sixth meeting on income and budget performance as well as any adjustments made to the Convention budget for the biennium 2001-2002.

2. The present document has been prepared by the Executive Secretary in response to that request and highlights the financial and administrative performance of the Secretariat since the last meeting of the Conference of the Parties. It should be read in conjunction with the notes by the Executive Secretary on the proposed budget for the programme of work for the biennium 2003-2004 (UNEP/CBD/COP/6/16 and Add.1).

3. The document is divided into four sections, as follows:

(a) Section I reports on financial performance in 2001 for all three trust funds of the Convention, namely the General Trust Fund for the Convention on Biological Diversity (**BY Trust Fund**); the Special Voluntary Trust Fund for Additional Approved Activities of the Convention on Biological Diversity (**BE Trust Fund**), and the Special Voluntary Trust Fund for Facilitating the Participation of Parties in the Convention Process (**BZ Trust Fund**). Expenditure figures for the biennium 2001-2002 given here refer only to the first year of the 2001-2002 biennium, and will change significantly by the end of the year 2002. This section also contains a report on commitments made for the year 2002 to the BY Trust Fund;

* UNEP/CBD/COP/6/1 and Corr.1/Rev.1.

(b) Section II deals with personnel matters. It reports on the progress made in classifying, advertising and filling the posts in the Secretariat;

(c) Section III reports on the status of implementation of the Administrative Arrangements between UNEP and the Convention Secretariat, concluded pursuant to decision III/23 of the Conference of the Parties, and the Agreement between the Secretariat and the Government of Canada concerning the Headquarters of the Convention Secretariat;

(d) Section IV contains the elements of a draft decision for the consideration of the Conference of the Parties on the administration of the Convention and the budget for the Trust Fund of the Convention.

4. The following texts are annexed to the present note:

- (a) Current scales of contributions for 2001-2002 (annex I);
- (b) Financial statements for the year 2000 (annex II);
- (c) Status of contributions to the BY, BE and BZ Trust Funds as at 31 December 2001 (annex III).

I. INCOME AND BUDGET PERFORMANCE IN 2001

A. *General Trust Fund for the Convention on Biological Diversity (BY Trust Fund)*

1. *Budget for 2001-2002*

5. In its decision V/22, the Conference of the Parties approved a core programme budget of \$18,643,900 for the biennium 2001-2002 for the Secretariat of the Convention on Biological Diversity. Of this amount, \$13,440,700 was to be payable by Parties in line with the scale set out in the annex of decision V/22, and \$5,203,200 was to be funded from the accumulated surplus and savings ("carry-over balance") from prior years (1995-2000), as follows:

| | <i>2001</i> | <i>2002</i> | <i>Biennial total</i> |
|--------------|--------------------|---------------------|-----------------------|
| Parties | \$6,594,000 | \$6,846,700 | \$13,440,700 |
| Surplus | \$2,000,000 | \$3,203,200 | \$ 5,203,200 |
| Total | \$8,594,000 | \$10,049,900 | \$18,643,900 |

2. Contributions

6. As at 31 December 2001, contributions received for 2001-2002 to the BY Trust Fund amounted to \$8,433,488 as follows:

| | |
|--|---------------------------|
| Advance payments for 2001 received in 2000 | \$671,337 |
| Contributions for 2001 received in 2001 | \$5,440,136 |
| Late payments of contributions for 2000 and prior years | \$1,325,997 |
| Advance payments for the year 2002 | \$871,018 |
| Special contribution of the United States | \$125,000 |
| <u>Total</u> | <u>\$8,433,488</u> |

7. As at 31 December 2001, the assessed contributions paid with respect to 2001 amounted to \$6,111,473 (or 93 per cent of the total approved for the year by the Conference of the Parties at its fifth meeting) as follows:

| | |
|---|---------------------------|
| Advance payments for 2001 received in 2001- 671,337 | \$ |
| Contributions for 2001 received in 2001 - | \$5,440,136 |
| <u>Total</u> - | <u>\$6,111,473</u> |
| Percentage payment as at 31 December 2001 | <u>93%</u> |

8. This amount represents contributions paid in full or in part by 97 Parties (or 53 per cent of the total number of Parties to the Convention).

9. Table 1 below shows the cumulative payments to the BY Trust Fund by month in 2001. As at 30 April 2001, total payments received for 2001 amounted to only 38 per cent of the amount approved, in spite of the fact that contributions fell due in January. As a result of the lack of payment of contributions by Parties in time, and in order to allow the Secretariat to implement the 2001 work programme and renew staff contracts, the Executive Secretary drew upon the available savings and surplus in the BY Trust Fund (from late payments made for 2000 and prior years), without which it would have been impossible for the Secretariat to discharge its functions.

10. Similarly, as at 1 January 2002, only \$871,018 had been received in payments for the year (i.e., 13 per cent of the amount pledged for 2002). This shortfall again resulted in a situation in which the Executive Secretary had to draw upon the savings and surplus to ensure that, despite the late payment of contributions, the Secretariat could continue to function.

11. It should nevertheless be noted that payments to the BY, BE and BZ trust funds were considerably improved in 2001 compared to previous years, with a collection rate of 93 per cent of assessed contributions (BY) in 2001 compared to 73 per cent during 1999.

Table 1. Cumulative contributions to the BY Trust Fund by month for 2001

| <i>Month</i> | <i>Contributions received</i> <i>US\$</i> | <i>Percentage of 2001 assessed contributions</i> |
|--------------|--|--|
| January | \$1,317,538 | 20% |
| February | \$2,375,945 | 36% |
| March | \$2,440,071 | 37% |
| April | \$2,485,084 | 38% |
| May | \$2,788,548 | 42% |
| June | \$3,415,952 | 52% |
| July | \$3,668,486 | 55% |
| August | \$5,504,362 | 83% |
| September | \$5,542,335 | 84% |
| October | \$5,578,361 | 85% |
| November | \$5,580,469 | 85% |
| December | \$6,111,473 | 93% |

3. Carry-over balance (savings and surplus)

12. Unspent allocations at the end of the biennium, (as a result of lower cost of activities, non-filling of posts, activities financed from other sources etc.) is referred to as “**savings**”. Contributions received during a given for prior years’ pledges is referred to as “**surplus**”. Savings and surpluses together are referred to as the “**carry-over balance**”, as they are carried over into the new biennium. At its fifth meeting, the Conference of the Parties approved the use of a total of \$5,203,200 from the “carry-over balance”, i.e., the savings and surpluses from previous financial periods to cover part of the 2001-2002 budgets.

13. As at 31 December 2001, expenditure for 2001 (including programme support costs) amounted to \$8,958,692 (compared to \$6,111,473 received as contributions for the year). Commitments for the year 2002 amounted to \$9,418,155. As of 1 January 2002, only \$871,018 had been received as contributions for 2002. Therefore, of the commitments already made for the year 2002, a total of \$8,547,137 was obligated using the “carry-over balance” i.e., savings and surplus funds from previous bienniums, as authorized by the Conference of the Parties in paragraph 10 of decision V/22.

14. Should the pledges for prior years be received in full during 2002, there would be a projected surplus of \$1,013,602 as at 31 December 2002 due to late payments of assessed contributions for the period 1995-2001, the breakdown of which is as follows:

| | | |
|---------------------------------|---------------------|---------------------------|
| 1995 Outstanding balance | - | \$ 23,719 |
| 1996 Outstanding balance | - | \$ 84,168 |
| 1997 Outstanding balance | - | \$ 76,527 |
| 1998 Outstanding balance | - | \$ 84,975 |
| 1999 Outstanding balance | - | \$ 51,340 |
| 2000 Outstanding balance | - | \$ 205,996 |
| 2001 Outstanding balance | - | \$ 486,877 |
| | <u>Total</u> | <u>\$1,013,602</u> |

15. If the remaining funds pledged for 2002, totaling \$5,975,682 were also taken into account, the balance available for commitment at the end of 2002 would be **\$6,989,284**.

16. It should be noted however that, with the exception of 2001, since inception of the BY Trust Fund, the percentage payment of assessed contributions in the year in which they were due has never exceeded 85 per cent. If this trend continues in 2002, and assuming that at least 15 per cent of the prior-year contributions will remain unpaid, it is more realistic to assume that:

- (a) **The projected surplus will be only approximately \$861,562;**
- (b) **Collections for 2002 will be 85 per cent of the total due, i.e., \$5,819,695;**
- (c) **Total carry-over balance available will be \$6,681,257.**

17. These funds will be needed by the Secretariat to commence its functions at the beginning of 2003 as it is expected that the majority of the assessed contributions for 2003 will most likely not yet have been received by 1 January that year.

4. *Expenditures in 2001*

18. Direct expenditures in 2001 (including programme support costs) and commitments for 2002, as at 31 December 2001, total \$8,958,692 and \$9,342,192, respectively.

19. For 2001, this amount is equivalent to approximately 104 per cent of the total amount approved by the Conference of the Parties for BY Trust Fund activities in 2001 in decision V/22. It should be noted however that this expenditure includes additional expenditures approved by the Bureau to fund inter-sessional activities not taken into account in the original budget approved at the fifth meeting of the Conference of the Parties.

20. The 2001 expenditure of \$6,958,692 (when one discounts the surplus of \$2 million approved by the Conference of the Parties in decision V/22) amounts to 114 per cent of the total contributions received in 2001 (\$6,111,473) for that year. It amounts to approximately 90 per cent of the total actual income available in 2001 (\$7,762,151) (i.e., contributions received in 2001 for 2001 as well as for prior and future years). The excess 14% of expenditure *vis-à-vis* actual income for 2001 was financed from savings and surplus funds received for prior years as approved by the Bureau.

21. Inter-sessional activities supported by savings and surplus funds in 2001 are shown in table 2 below. The breakdown of expenditures recorded by programme for 2001 is shown in table 3, whereas the breakdown of expenditures recorded by object of expenditure 2001 is shown in table 4.

a) *Financial support to inter-sessional activities from the savings and surplus*

22. The subsidiary bodies under the Convention recommended inter-sessional activities that had been not budgeted for at the fifth meeting of the Conference of the Parties. In addition, no funds were received for several activities budgeted for under the BE and BZ trust funds at the fifth meeting of the Conference of the Parties. These matters were therefore referred to the Bureau, who subsequently authorized the Secretariat to use funds from the savings and surplus in order to implement these activities. At the same time, the Secretariat requested donor countries to also provide funding for the activities.

23. During 2001, the Bureau approved the expenditure of a total of \$2,319,500 from the savings and surplus in order to carry out these inter-sessional activities. Of this amount, \$1,157,142, or 50 per cent, was committed or spent in 2001. Table 2 below provides details of commitment and expenditure of surplus funds approved by the Bureau.

24. It should be noted that subsequent to the approval of the Bureau, voluntary funds were secured for the Workshop on Liability and Redress; the second meeting of the ICCP and the Open-ended Meeting of Experts on a Compliance Regime under the Cartagena Protocol on Biosafety, and for the pilot phase of the Biosafety Clearing House. Therefore, no surplus funds were required for these events. Additionally, as a result of contributions received from donors, only a small portion of the approved surplus funds was used for participation of developing country Parties and Parties with economies in transition in the sixth meeting of SBSTTA and to the Meeting on the Strategic Plan, National Reports and the Implementation of the Convention.

Table 2. Inter-sessional activities supported by savings and surplus funds in 2001

| <i>Description</i> | <i>Approved budget (\$US)</i> | <i>Expenditure/ Commitments</i> |
|--|-------------------------------|---------------------------------|
| Pilot assessment of the interlinkages between climate change and biological diversity | 100,000 | 100,000 |
| Rapid assessment of the biological diversity of inland water ecosystems of small island developing States | 120,000 | 120,000 |
| Ad hoc technical expert groups on dryland biodiversity and on mariculture | 140,000 | 139,796 |
| Participation of developing country Parties and Parties with economies in transition in the sixth meeting of SBSTTA | 500,000 | 7,261 |
| Participation of developing country Parties and Parties with economies in transition in the seventh meeting of SBSTTA | 250,000 | 157,735 |
| Second review of the financial mechanism | 150,000 | 149,550 |
| Workshop on the Strategic Plan (partial support) | 170,000 | 113,105 |
| Meeting on the Strategic Plan, National Reports and Implementation of the Convention on Biological Diversity | 250,000 | 31,341 |
| Participation of developing country Parties and Parties with economies in transition in the 2 nd Meeting of the Panel of Experts on Access and Benefits Sharing | 81,000 | 96,626 |

| <i>Description</i> | <i>Approved budget (\$US)</i> | <i>Expenditure/ Commitments</i> |
|---|-------------------------------|---------------------------------|
| Workshop on Liability and Redress (partial support) | 70,000 | 0 |
| Second meeting of ICCP/Open-ended Meeting of Experts on a Compliance Regime under the Cartagena Protocol on Biosafety | 118,500 | 0 |
| Pilot phase of the Biosafety Clearing-House | 100,000 | 0 |
| Open-ended Meeting on Capacity-building for the Implementation of the Biosafety Protocol | 270,000 | 241,728 |
| Total | \$2,319,500 | \$1,157,142 |

b) *Expenditure by programme*

25. Table 3 below reflects the percentage of expenditure in 2001 by programme. It also reflects the percentage of expenditure *vis-à-vis* income for 2001 and *vis-à-vis* actual income received during 2001. The latter takes into account funds paid to the Trust Fund, not only in respect of 2001 assessed contributions but also funds paid in 2001 for prior and future years' pledges.

Table 3. BY Trust Fund expenditures in 2001 by programme

| <i>Programme</i> | <i>Approved budget (\$US)</i> | <i>Expenditure</i> | <i>Percentage of:</i> | | |
|---|-------------------------------|--------------------|-------------------------------|---|---------------------------------|
| | | | <i>Budget approved by COP</i> | <i>Actual contributions received for 2001</i> | <i>Income received in 2001*</i> |
| Executive Direction and Management | 529,700 | 436,726 | 82 | | |
| Scientific, Technical and Technological Matters | 963,900 | 1,031,940 | 107 | | |
| Social, Economic and Legal Matters | 850,700 | 603,415 | 71 | | |
| Implementation and Outreach | 1,527,700 | 1,372,537 | 90 | | |
| Biosafety | 830,600 | 522,782 | 63 | | |
| Resource Management and Conference Services | 2,902,700 | 3,960,646 | 136 | | |
| Programme support costs | 988,700 | 1,030,646 | 104 | | |
| Total | 8,594,000 | 8,958,692 | 104 | 146 | 115 |

* Includes funds received in 2000 for prior and for future years.

Executive Direction and Management

26. A total of 82 percent of the funds allocated by the Conference of the Parties at its fifth meeting for Executive Direction and Management was expended during 2001. This programme was almost fully staffed during this period, the exception being new posts approved for the biennium (one General Service post and one P-5 post). These posts were not filled because of delays caused in classification by United Nations Headquarters in New York of the P-5 post and the need for reclassification of the General Service post by the United Nations Office at Nairobi (UNON). Funding for consultancies in this programme was underutilized. Expenditures for meetings of the Bureau of the Conference of the Parties were unexpectedly high as more meetings than originally planned were convened in 2001.

Scientific, Technical and Technological Matters

27. As can be seen from table 3, a total of 107 per cent of the funds approved by the Conference of the Parties for the Scientific, Technical and Technological Matters (STTM) programme were spent during 2001. The main reason for the additional expenditure was that, in keeping with recommendations of SBSTTA at its sixth meeting, two meetings of SBSTTA were convened during 2001 instead of one—the sixth meeting—in 2001 and one—the seventh meeting—in 2002, as originally planned,

Social, Economic and Legal Matters

28. A total of 71 per cent of the funds approved by the Conference of the Parties for the Social, Economic and Legal Matters programme were spent during 2001. This under-expenditure was due mainly to low staff costs in Montreal (see also para. 34 below) and the fact that two professional posts (the Programme Officer for Sustainable Tourism and the Economist) were filled during the latter quarter of 2001.

Implementation and Outreach

29. Ninety per cent of the budget approved for the Implementation and Outreach programme was expended during 2001. Fifteen of the 16 posts approved were filled in 2001 although two of these posts (PO National Reports and Programme Assistant I&O), were filled in the last quarter of 2001. Expenditures on the second review of the financial mechanism and the meetings on the Strategic Plan, National Reports and the Implementation of the Convention approved by the Bureau of the Conference of the Parties, were also included in the 90 per cent expenditure reported.

Biosafety

30. Sixty-three percent of the budget approved for the Biosafety programme was spent during 2001. Eight of the nine approved posts were filled during 2001 although three of these were filled during the second half of the year (Environmental Affairs Officer- Biosafety; Environmental Affairs Officer – Scientific Assessments; Programme Officer- Legal and Policy Affairs), thus contributing to the relatively low expenditure under this programme (see also para. 34 below). The majority of the funds spent under this programme were related to the servicing of the Intergovernmental Committee on the Cartagena Protocol on Biosafety (ICCP) during 2001.

Resource Management and Conference Services

31. The over-expenditure reflected in table 3 under the Resource Management and Conference Services programme during 2001 (136 per cent of the approved budget) was in large part due to the fact that additional meetings (Panel of Experts on Access and Benefit-sharing; Workshop on the Strategic

Plan; Open-ended Expert Meeting on Capacity-building for the Cartagena Protocol on Biosafety), were convened in 2001 as approved by the Bureau of the Conference of the Parties. Additionally, the seventh meeting of SBSTTA was convened in 2001 instead of in 2002 in keeping with the recommendations of SBSTTA at its sixth meeting.

32. Expenditure for rental of premises was also greater than projected as the Secretariat had to increase its office space during 2001 in order to accommodate additional staff. All the posts in RMCS were filled during 2001.

c) Expenditure by object of expenditure

33. Table 4 below reflects the percentage of expenditure in 2001 by object of expenditure. As explained above, approximately 115 per cent of the total actual income available in 2001 was spent in 2001. This income takes into account funds paid to the Trust Fund, not only in 2001 but also funds paid in 2001 for prior and future years' pledges. This expenditure is reflected in table 4 as a percentage of contributions received for 2001 as well as a percentage of total available income.

Table 4. BY Trust Fund expenditures in 2001 by object of expenditure

| <i>Object of expenditure</i> | <i>Approved budget (\$US)</i> | <i>Expenditure</i> | <i>Percentage of:</i> | | |
|--------------------------------------|-----------------------------------|--------------------|---|---|---|
| | | | <i>Budget approved by the Conference of the Parties</i> | <i>Actual contributions received for 2001</i> | <i>Income received in 2001*</i> |
| Staff costs | 4,305,400 | 3,007,433 | 70 | | |
| Consultants | 153,600 | 513,908 | 335 | | |
| Travel on official business | 533,500 | 353,701 | 66 | | |
| Conference-servicing costs | 1,160,000 | 2,674,274 | 231 | | |
| Bureau meetings | 144,000 | 162,552 | 113 | | |
| General operating expenses | 1,308,800 | 1,216,177 | 93 | | |
| <u>Programme Support Costs (PSC)</u> | 988,700 | 1,030,646 | 104 | | |
| Total | 8,594,000 | 8,958,692 | 104 | 146 | 115 |

* Includes funds received in 2000 for prior and for future years.

Staff costs

34. It should be noted that staff costs are budgeted using estimated standard costs based on the assumptions contained in the note by the Executive Secretary on the proposed programme budget of the Convention on Biological Diversity for the biennium 2001-2002 prepared for the fifth meeting of the Conference of the Parties (UNEP/CBD/COP/5/23). They include both salaries and common staff costs. Given that these costs are based on standard costs used by UNEP, actual expenditures vary from one duty station to the other depending on fluctuations in post adjustment and other factors such as the number of dependants, education grant, and repatriation costs.

35. As at 31 December 2001, 30 of the 33 approved Professional posts and 20 of the 23 approved General Service posts funded from the core budget (BY Trust Fund) were filled giving an overall

/...

percentage of 89 per cent of approved posts filled and regularized. As indicated in table 4, staff costs amounted to \$3,007,433, or 70 per cent of the total amount budgeted under this line.

36. Information on the status of staffing in the Secretariat is reported on a quarterly basis through the Quarterly Report that is posted on the Secretariat's website.

Consultants and sub-contracts

37. Table 4 shows large over-expenditure under the consultants budget line. This is due to the expenditures and commitments made from savings and surplus funds approved by the Bureau of the Conference of the Parties for the second review of the financial mechanism (\$150,000); the pilot assessment of interlinkages between climate change and biodiversity (\$100,000), and the small island developing States (SIDS) rapid assessment of biological diversity inland water ecosystems (\$120,000). Total commitments/expenditure on these three activities amount to \$370,000 and represents 64 per cent of the commitments and expenditures on consultancies and sub-contracts during 2001. It is expected that the level of expenditure for consultants in the year 2002 will also be increased, especially if additional un-projected inter-sessional activities are to be undertaken in response to SBSTTA or other recommendations.

Travel on official business

38. Travel expenses in 2001 are less than originally projected. This is partly because more meetings were convened at the seat of the Secretariat, and the Secretariat reduced travel by teleconferencing wherever possible. In addition, some posts were not filled in 2001 or were filled part way through the year, and the costs had been estimated based on the number of staff expected. It is projected that travel costs during 2002 will be similar to expenditure in 2001 as the Secretariat will attempt to conduct more business through remote means such as teleconferencing and e-mail communication.

Conference-servicing costs

39. Conference-servicing costs in 2001 were greater than originally projected for two main reasons. Firstly, as mentioned above, two meetings of SBSTTA were convened in 2001. Secondly the Bureau approved expenditure from savings and surplus funds in order to convene a number of additional meetings not originally budgeted for in 2001. These include, *inter alia*, the Open-ended Meeting of Experts on Capacity-building for the Implementation of the Biosafety Protocol which took place in Havana from 11 to 13 July, as well as Workshop on the Strategic Plan, in the Seychelles, from 28 to 30 May and the Panel of Experts on Access and Benefit sharing in Montreal from 19 to 22 March 2001. Table 2 provides details of inter-sessional activities funded from the surplus and savings.

General operating expenses

40. General operating expenses include funding for office equipment and supplies, utilities and insurance costs, printing costs, communication costs and the distribution of printed and other materials. Expenditure was in keeping with the budget.

5. *Commitments in 2002*

41. A total amount of \$9,418,155 has been obligated as commitments for the year 2002. This amount represents the use of the surplus and savings from prior years and accounts for 94 per cent of the funds approved by the Conference of the Parties for the year 2002 (\$10,049,900) (see tables 5 and 6 below). A total of \$3,203,200 of the budget approved by the Conference of the Parties for 2002 will be funded from

the savings and surplus in keeping with decision V/22. The balance (\$6,846,700) will be funded from assessed contributions to the BY Trust Fund. As of 1 January 2002, only \$871,018 in assessed contributions had been paid for 2002.

Table 5. BY Trust Fund commitments in 2002 by programme

| <i>Programme</i> | <i>Approved budget (\$US)</i> | <i>Commitments</i> | <i>Percentage of:</i> | |
|---|-------------------------------|--------------------|-------------------------------|---|
| | | | <i>Budget approved by COP</i> | <i>Contributions received for 2002*</i> |
| Executive direction and management | 547,600 | 715,800 | 131 | |
| Scientific, technical and technological matters | 1,014,100 | 1,014,200 | 100 | |
| Social, economic and legal matters | 1,178,200 | 902,800 | 77 | |
| Implementation and outreach | 1,587,500 | 1,553,350 | 98 | |
| Biosafety | 870,900 | 871,000 | 100 | |
| Resource management and conference services | 3,695,400 | 3,277,500 | 89 | |
| Programme support costs | 1,156,200 | 1,083,505 | 94 | |
| Total | 10,049,900 | 9,418,155 | 94 | 786 |

* Percentage from assessed contributions received as at 31 December 2001.

42. It should be noted that due to staff redeployment between programmes commitments under the Executive Direction and Management programme is greater than projected and commitments under the Resource Management and Conference Services is less. Additionally, not all the funds approved by the Conference of the Parties for 2002 have so far been committed, as can be seen under the Social, Economic and Legal Matters programme. Additional funds will be committed when more assessed contributions for 2002 have been received.

Table 6. BY Trust Fund commitments in 2002 by object of expenditure

| <i>Object of expenditure</i> | <i>Approved budget (\$US)</i> | <i>Commitments</i> | <i>Percentage of approved budget</i> |
|--|-------------------------------|--------------------|--------------------------------------|
| Staff costs (including temporary assistance/overtime and training) | 4,521,900 | 4,500,050 | 99.5 |
| Consultants | 180,100 | 180,100 | 100 |
| Travel on official business | 559,800 | 559,800 | 100 |
| Conference-servicing costs | 2,228,900 | 1,716,900 | 77 |
| Bureau meetings | 144,000 | 144,000 | 100 |
| General operating expenses | 1,259,000 | 1,233,800 | 98 |
| Programme support costs | 1,156,200 | 1,083,505 | 94 |
| Total | 10,049,900 | 9,418,155 | 94 |

43. Commitments have been made in 2002 based on approvals by the Conference of the Parties at its fifth meeting and using savings and surplus funds available.

***B. Special Voluntary Trust Fund for Facilitating Participation of Parties
in the Convention Process (BZ Trust Fund)***

44. Contributions to the BZ Trust Fund are earmarked for specific meetings in 2001 and 2002. As at 31 December 2001, contributions to the BZ Trust Fund received in 2001 amounted to \$1,450,092. Of this amount, \$1,150,679 was collections for 2001 and \$299,413 were collections for prior years.

45. Expenditures to cover participation costs of 415 participants from Parties eligible for financial support to the following meetings convened in 2001 amounted to \$1,076,502 (excluding programme support costs), as follows:

| <i>Meeting</i> | <i>Place/Dates</i> | <i>Number of participants funded</i> | <i>Cost (US\$)</i> |
|---|------------------------------|--------------------------------------|--------------------|
| Sixth meeting of the Subsidiary Body on Scientific, Technical and Technological Advice | Montreal/12-16 March 2001 | 94 | 275,674 |
| Second meeting of the Panel of Experts on Access and Benefit-sharing | Montreal/19-22 March 2001 | 4 | 12,629 |
| Open-ended Meeting of Experts on a Compliance Regime under the Cartagena Protocol on Biosafety | Nairobi/26-28 September 2001 | 73 | 64,672 |
| Second meeting of the Intergovernmental Committee for the Cartagena Protocol on Biosafety | Nairobi/1-5 October 2001 | 87 | 318,730 |
| Ad Hoc Open-ended Working Group on Access and Benefit-sharing | Bonn/22-26 October 2001 | 68 | 223,438 |
| Seventh meeting of the Subsidiary Body on Scientific, Technical and Technological Advice | Montreal/12-16 November 2001 | 49 | 147,827 |
| Open-ended Inter-Sessional Meeting on the Strategic Plan, National Reports and Implementation of the Convention on Biological Diversity | Montreal/19-21 November 2001 | 40 | 33,532 |

46. The following meetings with participation funded from the BZ Trust Fund are scheduled for the year 2002:

(a) Open-ended Ad Hoc Inter-Sessional Working Group on the Implementation of Article 8(j) and Related Provisions, Montreal, 4-8 February 2002;

(b) Regional preparatory meeting for the sixth meeting of the Conference of the Parties for Latin America and the Caribbean;

(c) Regional preparatory meeting for the sixth meeting of the Conference of the Parties for Asia and the Pacific;

- (d) Regional preparatory meeting for the sixth meeting of the Conference of the Parties for Africa;
- (e) Sixth meeting of the Conference of the Parties, The Hague, 8-19 April 2002;
- (f) Third Meeting of the Intergovernmental Committee on the Cartagena Protocol on Biosafety, The Hague, 21-26 April 2002.

47. As of 31 December 2001, pledges of \$187,724 to the BZ Trust Fund remain unpaid.

48. It is hoped that sufficient contributions are received from donor Parties to facilitate the participation of at least one delegate from each of the 153 eligible developing country Parties and Parties with economies in transition in the sixth meeting of the Conference of the Parties and to the third meeting of the ICCP. However, in order to ensure that this will be possible, additional contributions/pledges need to be made to the BZ Trust Fund in 2002.

C. *Special Voluntary Trust Fund for Additional Approved Activities of the Convention on Biological Diversity (BE Trust Fund)*

49. Contributions to the BE Trust Fund are earmarked for specific activities in 2001 and 2002. As at 31 December 2001, the Secretariat has received contributions for additional approved activities totaling \$2,254,959 in 2001 of which \$1,706,686 were contributions for activities in 2001 and \$548,273 were collections during 2001 for prior years.

50. A total of \$1,927,093 (including programme support costs) was spent or committed in 2001 for additional approved activities, including:

- (a) Salary costs for three staff members:
 - (i) Programme Officer – Genetic Resources: \$93,376;
 - (ii) Senior Programme Officer Agrobiodiversity: \$106,109; and
 - (iii) Programme Officer Taxonomy: \$7,299;
- (b) Consultancy costs:
 - (i) Biosafety: \$37,735;
 - (ii) Forestry: \$6,000;
 - (iii) Alien invasive species: \$3,000;
 - (iv) Taxonomy: \$24,232;
 - (v) United Nations Atlas of the Oceans: \$4,750; and
 - (vi) Sustainable use: \$60,000;
- (c) Conference-servicing costs:
 - (i) Clearing-house mechanism workshops: \$3,281
 - (ii) Biosafety expert panel: \$241
 - (iii) Resumed first extraordinary meeting of the Conference of the Parties: \$50,338
 - (iv) Second meeting of Panel of Experts on Access and Benefit-sharing: \$51,427

- (v) Global Biodiversity Outlook Advisory Panel: \$7,027
- (vi) First meeting of the Intergovernmental Committee for the Cartagena Protocol on Biosafety: \$3,276
- (vii) Biosafety Clearing House regional workshops: \$7,135
- (viii) Meeting of Experts on a Compliance Regime under the Cartagena Protocol on Biosafety: \$149,758
- (ix) Ad Hoc Working Group on Access and Benefit-sharing: \$81,195
- (x) Expert Meeting on Capacity-Building for the Biosafety Protocol: \$25,124
- (xi) Second meeting of the Ad Hoc Technical Expert Group on Forest Biological Diversity: \$3,000
- (xii) Regional workshop on sustainable use of biodiversity: \$5,007
- (xiii) Workshop on Incentive Measures: \$10,071, and
- (xiv) Workshop on Forest Biodiversity: \$6,302
- (d) Travel of staff to service Secretariat Meetings; (\$78,061):
 - (i) Ad Hoc Open-ended Working Group on Access and Benefit-sharing, Bonn, 22-26 October 2001: \$71,186;
 - (ii) Workshop on Forest Biodiversity, Accra, 28-30 January 2002: \$6,875;
- (e) Sub-contracting costs:
 - (i) Botanical Gardens Conservation International on *ex situ* collections : \$45,000;
 - (ii) CIFOR joint work programme - \$10,000;
 - (iii) Coral bleaching booklet - \$1,650.
- (f) Travel of participants:
 - (i) Meeting of the Bureau of the Conference of the Parties: \$4,347
 - (ii) Meeting of the SBSTTA Bureau: \$7,095
 - (iii) Clearing-house mechanism workshops: \$4,899
 - (iv) Ad Hoc Technical Expert Group on Drylands Biodiversity: \$12,975
 - (v) Clearing-house mechanism advisory committee: \$15,735
 - (vi) Panel of Experts on Access and Benefit Sharing: \$63,036
 - (vii) Biosafety Clearing-House meeting: \$29,146
 - (viii) Second meeting of the Ad Hoc Technical Expert Group on Forest Biological Diversity: \$50,517
 - (ix) Expert Meeting on Handling Transport Packaging and Identification of LMOs: \$71,464
 - (x) Biosafety Clearing-House regional workshops: \$41,908
 - (xi) Workshop on Sustainable Tourism: \$76,642

- (xii) Workshop on Liability and Redress: \$13,880
- (xiii) Meeting of Experts on Capacity-Building Workshop for the Biosafety Protocol: \$153,164
- (xiv) Workshop on Incentive Measures: \$101,469
- (xv) Clearing-house mechanism informal meeting on formats: \$25,000
- (xvi) Liaison group meeting on Article 8(j): \$6,593
- (xvii) Regional workshops on sustainable use of biodiversity: \$92,251
- (xviii) Ad Hoc Technical Expert Group on Marine and Coastal Biodiversity: \$18,843
- (g) Computer software: \$16,988;
- (h) Clearing-house mechanism computers and network \$19,044.

51. The current scale of contributions to the BY Trust Fund is set out in annex I below, while the financial statements for all three trust funds is contained in annex II and the status of contributions to the three trust funds as at 31 December 2001 is presented in annex III.

II. PERSONNEL

Established posts

52. In paragraph 3 of its decision V/22, the Conference of the Parties approved 56 posts under the core budget (BY Trust Fund) for the biennium 2001-2002: 33 Professional posts and 23 General Service posts (see table 7). In addition, 13 posts were funded in 2001 from other sources of funds including 2 professional posts under the Special Voluntary Trust Fund for Additional Approved Activities under the Convention (BE Trust Fund) and 3 professional and 5 general service posts by UNEP, (see table 8 below).

Filling of vacancies

53. As at 31 December 2001, a total of 50 posts (30 Professional and 20 General Service), of the 56 posts approved under the core budget (BY Trust Fund), were encumbered by regularized staff members.

Table 7. Status of staffing under the core budget (BY Trust Fund)

(as at 31 December 2001)

| <i>Status of posts</i> | <i>Professional posts</i> | <i>General Service posts</i> |
|---|---------------------------|------------------------------|
| Total number of posts approved by the Conference of the Parties | 33 | 23 |
| Regularized | 30 | 20 |
| Short-term/ re-advertised | 3 | 3 |

54. With regard to the 13 posts funded under other sources of funding, 11 of these were filled as at 31 December 2001. One post had a part time staff member seconded by the Government of the United Kingdom to work on the Global Taxonomy Initiative and one General Service post funded by UNEP remained unfilled, although it was occupied on a temporary basis pending regularization.

Table 8. Status of staffing from other sources of funding*(as at 31 December 2001)*

| <i>Status of posts</i> | <i>Professional posts</i> | <i>General Service posts</i> |
|---|---------------------------|------------------------------|
| Total number of posts to be funded from other sources * | 8 | 5 |
| Regularized | 7 | 4 (UNEP) |
| Short-term/re-advertised | 1 | 1 |

* *Posts funded by:*

| | |
|-----------------------|-------------------------------------|
| UNEP | 3 Professional posts |
| UNEP | 5 General Service posts |
| FAO | 1 Professional post (BE Trust Fund) |
| Netherlands | 1 Professional post (BE Trust Fund) |
| Finland | 1 Professional post |
| Norway | 1 Junior Professional post |
| United Kingdom/Sweden | 1 Professional post (BE Trust Fund) |

III. ADMINISTRATIVE ARRANGEMENTS

A. *Administrative arrangements between UNEP and the Convention Secretariat*

55. The following report on the administrative arrangements between UNEP and the Secretariat for the Convention on Biological Diversity is a summary of the information contained in the Quarterly Report that is produced by the Secretariat and posted on the Secretariat website.

56. The Administrative Arrangements between the UNEP and the Secretariat of the Convention (UNEP/CBD/COP/4/24 and Corr.1, annex III) came into effect on 30 June 1997. They had been prepared in response to paragraph 1 of decision III/23, by which the Conference of the Parties invited the Executive Director of UNEP and the Executive Secretary of the Convention to develop procedures with respect to the functioning of the Convention Secretariat, to clarify and make more effective their respective roles and responsibilities.

57. The Administrative Arrangements cover the following subjects relative to the operation of the Secretariat: personnel arrangements; financial arrangements; contributions and funds; treasury; budget; accounting and reporting; procurement of goods and services; reimbursement for services provided by the Secretariat; and conference and other services.

Personnel arrangements

58. The Administrative Arrangements have been adhered to in matters related to personnel arrangements, staff recruitment, post levels, appointments and promotions, job descriptions, and vacancy announcements.

59. With regard to the establishment of an Appointment and Promotion Board (APB) at the seat of the Secretariat, it has not been possible to constitute one. It should be noted however, that departmental panels convened to evaluate and interview applicants for Secretariat posts comprise qualified staff members of the Secretariat. In the absence of sufficient staff members at the D-1 level, advice to the Executive Secretary on the most suitable candidates for P-5 and D-1 level posts is provided by panels that comprise eligible qualified staff from the Secretariat as well as from UNEP headquarters.

/...

60. In keeping with the Administrative Arrangements, a Secretariat staff representative body was established in September 1997, with an Executive Committee (three Professional and three General Service staff). This body is represented on all departmental panels convened during the recruitment process for Secretariat posts.

Financial arrangements

61. The finances of the Convention are governed by the Financial Regulations and Rules of the United Nations, in keeping with the Administrative Arrangements.

Contributions and funds

62. As stated in the Administrative Arrangements, three trust funds have been established to support the Convention process:

- (a) General Trust Fund for the Convention on Biological Diversity (BY Trust Fund);
- (b) Special Trust Fund for Additional Voluntary Contributions in Support of Approved Activities under the Convention on Biological Diversity (BE Trust Fund);
- (c) Special Trust Fund for Voluntary Contributions to Facilitate the Participation of Parties in the Convention Process (BZ Trust Fund).

63. These trust funds are administered in keeping with the United Nations rules and regulations, and invoices for contributions due from Parties to the Convention to the BY Trust Fund are issued by UNEP by 1 October of the year preceding the year in which the contributions are due. Reminders are sent to Parties by UNEP as well as by the Secretariat during the year. UNEP provides the Executive Secretary, on a monthly basis, with an up-to-date report on the status of pledges, payments of contributions and expenditures. This information is forwarded to Parties by the Secretariat through its Quarterly Report.

Treasury

64. The contributions to the trust funds under the Convention are invested by the Treasurer of the United Nations in keeping with the Administrative Arrangements, and all interest earned is credited to the relevant trust funds.

Budget

65. In keeping with the Administrative Arrangements, the Executive Secretary only commits resources within the budget approved by the Conference of the Parties and its Bureau, and in adherence to the applicable United Nations rules and regulations.

Accounting and reporting

66. As stated in the Administrative Arrangements, UNEP/United Nations Office at Nairobi (UNON) maintains the accounts for the Convention, approves payments on behalf of the Secretariat, provides payroll services, records obligations, disbursements and expenditures and provides reports of all accounts to the Executive Secretary.

67. The final accounts are submitted to the Executive Secretary for certification and submission to the Board of External Auditors and the Conference of the Parties in accordance with the Financial Rules for the Convention. The financial statements for the first year of the 2000-2001 biennium ended 31

December 2000 are reproduced in annex II below. The financial statement for the second year of the biennium will be made available during the sixth meeting of the Conference of the Parties.

Procurement of goods and services

68. The procurement of goods and services at the Secretariat is undertaken in keeping with the Administrative Arrangements. In particular, competitive bidding is called for with contracts exceeding \$20,000, and transactions in excess of \$150,000 are handled under procedures set out in the financial rules as applicable to UNEP. Travel of Secretariat staff is set at standards no higher than those of the United Nations.

Reimbursement for services provided to the Secretariat

69. As specified in the Administrative Arrangements, and in line with UNEP Governing Council decision 20/35, all of the Convention trust funds are subject to a 13 per cent programme support charge, which is used in part to finance the administrative/personnel unit of the Secretariat, as well as recruitment services and human resources development services by UNEP/UNON.

Conference and other services

70. Conference services are provided by UNEP/UNON to sessions of the Conference of the Parties and its subsidiary bodies, as and when required, in keeping with the Administrative Arrangements.

B. Agreement between the Secretariat of the Convention and the Government of Canada concerning the Headquarters of the Convention Secretariat

71. Pursuant to Decision II/19 of the Conference of the Parties, which requested the Executive Director of UNEP to negotiate and finalize a headquarters agreement with the Government of Canada, UNEP and the Government of Canada signed an Agreement concerning the Headquarters of the Convention Secretariat, in New York on 25 October 1996. The Agreement came into force on 20 November 1997 as per an Order-in-Council published in the *Canada Gazette*, part II, volume 131, No. 25 dated 10 December 1997.

72. On 12 March 2001, the Government of the Province of Quebec signed an Agreement with the Secretariat of the Convention on Biological Diversity in which the Secretariat and its officers, *inter alia*, are exempt from paying Quebec provincial taxes. As a result of the signing of this Agreement, the Secretariat received a tax rebate of US\$233,467.53 covering the period 1996-2000.

73. The Government of Quebec also pledged during the occasion of the signing of the Agreement, to contribute the sum of US\$200,000 per year to the Secretariat for the next five years (2001-2005).

74. The Government of Canada has also renewed its pledge of US\$800,000 per year to the Secretariat for a further four years (2001-2004). The first instalment of US\$400,000 was allocated by the Bureau of the Conference of the Parties in consultation with the Canadian authorities, to the BE and BZ trust funds of the Convention.

III. ACTION BY THE CONFERENCE OF THE PARTIES

75. As reflected in the note by the Executive Secretary on the proposed budget for the programme of work of the Convention for the biennium 2003-2004 (UNEP/CBD/COP/6/16), the Conference of the Parties may wish to consider a draft decision along the following lines:

“The Conference of the Parties

“1. *Expresses its appreciation* to the Government of Canada and to the Government of the Province of Quebec for their additional financial contributions to the Convention on Biological Diversity in keeping with their role as the host of the Secretariat of the Convention;

“2. *Instructs* the Executive Secretary, in an effort to improve the efficiency of the Secretariat and to attract highly qualified staff to the Secretariat, to enter into direct administrative and contractual arrangements with Parties and organizations—in response to offers of human resources and other support to the Secretariat—as may be necessary for the effective discharge of the functions of the Secretariat, while ensuring the efficient use of available competencies, resources and services; and taking into account United Nations rules and regulations. Special attention should be given to possibilities of creating synergies with relevant, existing work programmes or activities that are being implemented within the framework of other international organizations.”

Annex I

**CURRENT SCALES OF CONTRIBUTIONS TO THE GENERAL TRUST FOR THE
CONVENTION ON BIOLOGICAL DIVERSITY (BY TRUST FUND) (2001-2002)**

| <i>Member country</i> | <i>UN scale of assessments 2000 (per cent)</i> | <i>Scale with 25% ceiling, no LDC paying more than 0.01 % (per cent)</i> | <i>Contributions as of 1 Jan. 2001 US\$</i> | <i>UN scale of assessments 2000 (per cent)</i> | <i>Scale with 25% ceiling, no LDC paying more than 0.01 % (per cent)</i> | <i>Contributions as of 1 Jan. 2002 US\$</i> | <i>Total contributions 2001-2002 US\$</i> |
|-----------------------------|--|--|---|--|--|---|---|
| 1 Albania | 0.003 | 0.0040 | 263 | 0.003 | 0.0039 | 270 | 533 |
| 2 Algeria | 0.086 | 0.1142 | 7,531 | 0.086 | 0.1130 | 7,740 | 15,271 |
| 3 Angola | 0.010 | 0.0133 | 876 | 0.010 | 0.0131 | 900 | 1,776 |
| 4 Antigua and Barbuda | 0.002 | 0.0027 | 175 | 0.002 | 0.0026 | 180 | 355 |
| 5 Argentina | 1.103 | 1.4648 | 96,587 | 1.103 | 1.4498 | 99,266 | 195,853 |
| 6 Armenia | 0.006 | 0.0080 | 525 | 0.006 | 0.0079 | 540 | 1,065 |
| 7 Australia | 1.483 | 1.9694 | 129,862 | 1.483 | 1.9493 | 133,465 | 263,327 |
| 8 Austria | 0.942 | 1.2510 | 82,488 | 0.942 | 1.2382 | 84,777 | 167,265 |
| 9 Azerbaijan | 0.011 | 0.0146 | 963 | 0.011 | 0.0145 | 990 | 1,953 |
| 10 Bahamas | 0.015 | 0.0199 | 1,314 | 0.015 | 0.0197 | 1,350 | 2,663 |
| 11 Bahrain | 0.017 | 0.0226 | 1,489 | 0.017 | 0.0223 | 1,530 | 3,019 |
| 12 Bangladesh | 0.010 | 0.0133 | 876 | 0.010 | 0.0131 | 900 | 1,776 |
| 13 Barbados | 0.008 | 0.0106 | 701 | 0.008 | 0.0105 | 720 | 1,421 |
| 14 Belarus | 0.057 | 0.0757 | 4,991 | 0.057 | 0.0749 | 5,130 | 10,121 |
| 15 Belgium | 1.104 | 1.4661 | 96,674 | 1.104 | 1.4512 | 99,356 | 196,031 |
| 16 Belize | 0.001 | 0.0013 | 88 | 0.001 | 0.0013 | 90 | 178 |
| 17 Benin | 0.002 | 0.0027 | 175 | 0.002 | 0.0026 | 180 | 355 |
| 18 Bhutan | 0.001 | 0.0013 | 88 | 0.001 | 0.0013 | 90 | 178 |
| 19 Bolivia | 0.007 | 0.0093 | 613 | 0.007 | 0.0092 | 630 | 1,243 |
| 20 Botswana | 0.010 | 0.0133 | 876 | 0.010 | 0.0131 | 900 | 1,776 |
| 21 Brazil | 1.471 | 1.9535 | 128,812 | 1.471 | 1.9336 | 132,385 | 261,197 |
| 22 Bulgaria | 0.011 | 0.0146 | 963 | 0.011 | 0.0145 | 990 | 1,953 |
| 23 Burkina Faso | 0.002 | 0.0027 | 175 | 0.002 | 0.0026 | 180 | 355 |
| 24 Burundi | 0.001 | 0.0013 | 88 | 0.001 | 0.0013 | 90 | 178 |
| 25 Cambodia | 0.001 | 0.0013 | 88 | 0.001 | 0.0013 | 90 | 178 |
| 26 Cameroon | 0.013 | 0.0173 | 1,138 | 0.013 | 0.0171 | 1,170 | 2,308 |
| 27 Canada | 2.732 | 3.6281 | 239,234 | 2.732 | 3.5911 | 245,871 | 485,105 |
| 28 Cape Verde | 0.002 | 0.0027 | 175 | 0.002 | 0.0026 | 180 | 355 |
| 29 Central African Republic | 0.001 | 0.0013 | 88 | 0.001 | 0.0013 | 90 | 178 |
| 30 Chad | 0.001 | 0.0013 | 88 | 0.001 | 0.0013 | 90 | 178 |
| 31 Chile | 0.036 | 0.0478 | 3,152 | 0.036 | 0.0473 | 3,240 | 6,392 |
| 32 China | 0.995 | 1.3213 | 87,129 | 0.995 | 1.3079 | 89,547 | 176,676 |
| 33 Colombia | 0.109 | 0.1448 | 9,545 | 0.109 | 0.1433 | 9,810 | 19,354 |
| 34 Comoros | 0.001 | 0.0013 | 88 | 0.001 | 0.0013 | 90 | 178 |
| 35 Congo | 0.003 | 0.0040 | 263 | 0.003 | 0.0039 | 270 | 533 |
| 36 Cook Islands | 0.001 | 0.0013 | 88 | 0.001 | 0.0013 | 90 | 178 |
| 37 Costa Rica | 0.016 | 0.0212 | 1,401 | 0.016 | 0.0210 | 1,440 | 2,841 |

/...

| <i>Member country</i> | <i>UN scale of assessments 2000 (per cent)</i> | <i>Scale with 25% ceiling, no LDC paying more than 0.01 % (per cent)</i> | <i>Contributions as of 1 Jan. 2001 US\$</i> | <i>UN scale of assessments 2000 (per cent)</i> | <i>Scale with 25% ceiling, no LDC paying more than 0.01 % (per cent)</i> | <i>Contributions as of 1 Jan. 2002 US\$</i> | <i>Total contributions 2001-2002 US\$</i> |
|--|--|--|---|--|--|---|---|
| 38 Cote d'Ivoire | 0.009 | 0.0120 | 788 | 0.009 | 0.0118 | 810 | 1,598 |
| 39 Croatia | 0.030 | 0.0398 | 2,627 | 0.030 | 0.0394 | 2,700 | 5,327 |
| 40 Cuba | 0.024 | 0.0319 | 2,102 | 0.024 | 0.0315 | 2,160 | 4,262 |
| 41 Cyprus | 0.034 | 0.0452 | 2,977 | 0.034 | 0.0447 | 3,060 | 6,037 |
| 42 Czech Republic | 0.107 | 0.1421 | 9,370 | 0.107 | 0.1406 | 9,630 | 18,999 |
| 43 Democratic People's Republic of Korea | 0.015 | 0.0199 | 1,314 | 0.015 | 0.0197 | 1,350 | 2,663 |
| 44 Democratic Republic of the Congo | 0.007 | 0.0093 | 613 | 0.007 | 0.0092 | 630 | 1,243 |
| 45 Denmark | 0.692 | 0.9190 | 60,597 | 0.692 | 0.9096 | 62,278 | 122,874 |
| 46 Djibouti | 0.001 | 0.0013 | 88 | 0.001 | 0.0013 | 90 | 178 |
| 47 Dominica | 0.001 | 0.0013 | 88 | 0.001 | 0.0013 | 90 | 178 |
| 48 Dominican Republic | 0.015 | 0.0199 | 1,314 | 0.015 | 0.0197 | 1,350 | 2,663 |
| 49 Ecuador | 0.020 | 0.0266 | 1,751 | 0.020 | 0.0263 | 1,800 | 3,551 |
| 50 Egypt | 0.065 | 0.0863 | 5,692 | 0.065 | 0.0854 | 5,850 | 11,542 |
| 51 El Salvador | 0.012 | 0.0159 | 1,051 | 0.012 | 0.0158 | 1,080 | 2,131 |
| 52 Equatorial Guinea | 0.001 | 0.0013 | 88 | 0.001 | 0.0013 | 90 | 178 |
| 53 Eritrea | 0.001 | 0.0013 | 88 | 0.001 | 0.0013 | 90 | 178 |
| 54 Estonia | 0.012 | 0.0159 | 1,051 | 0.012 | 0.0158 | 1,080 | 2,131 |
| 55 Ethiopia | 0.006 | 0.0080 | 525 | 0.006 | 0.0079 | 540 | 1,065 |
| 56 European Community | 2.500 | 2.500 | 164,850 | 2.500 | 2.500 | 171,168 | 336,018 |
| 57 Fiji | 0.004 | 0.0053 | 350 | 0.004 | 0.0053 | 360 | 710 |
| 58 Finland | 0.543 | 0.7211 | 47,549 | 0.543 | 0.7137 | 48,868 | 96,417 |
| 59 France | 6.545 | 8.6917 | 573,128 | 6.545 | 8.6031 | 589,028 | 1,162,156 |
| 60 Gabon | 0.015 | 0.0199 | 1,314 | 0.015 | 0.0197 | 1,350 | 2,663 |
| 61 Gambia | 0.001 | 0.0013 | 88 | 0.001 | 0.0013 | 90 | 178 |
| 62 Georgia | 0.007 | 0.0093 | 613 | 0.007 | 0.0092 | 630 | 1,243 |
| 63 Germany | 9.857 | 13.0899 | 863,151 | 9.857 | 12.9566 | 887,097 | 1,750,248 |
| 64 Ghana | 0.007 | 0.0093 | 613 | 0.007 | 0.0092 | 630 | 1,243 |
| 65 Greece | 0.351 | 0.4661 | 30,736 | 0.351 | 0.4614 | 31,589 | 62,325 |
| 66 Grenada | 0.001 | 0.0013 | 88 | 0.001 | 0.0013 | 90 | 178 |
| 67 Guatemala | 0.018 | 0.0239 | 1,576 | 0.018 | 0.0237 | 1,620 | 3,196 |
| 68 Guinea | 0.003 | 0.0040 | 263 | 0.003 | 0.0039 | 270 | 533 |
| 69 Guinea-Bissau | 0.001 | 0.0013 | 88 | 0.001 | 0.0013 | 90 | 178 |
| 70 Guyana | 0.001 | 0.0013 | 88 | 0.001 | 0.0013 | 90 | 178 |
| 71 Haiti | 0.002 | 0.0027 | 175 | 0.002 | 0.0026 | 180 | 355 |
| 72 Honduras | 0.003 | 0.0040 | 263 | 0.003 | 0.0039 | 270 | 533 |
| 73 Hungary | 0.120 | 0.1594 | 10,508 | 0.120 | 0.1577 | 10,800 | 21,308 |
| 74 Iceland | 0.032 | 0.0425 | 2,802 | 0.032 | 0.0421 | 2,880 | 5,682 |
| 75 India | 0.299 | 0.3971 | 26,183 | 0.299 | 0.3930 | 26,909 | 53,092 |
| 76 Indonesia | 0.188 | 0.2497 | 16,463 | 0.188 | 0.2471 | 16,919 | 33,382 |
| 77 Iran (Islamic Republic of) | 0.161 | 0.2138 | 14,098 | 0.161 | 0.2116 | 14,489 | 28,588 |

| <i>Member country</i> | <i>UN scale of assessments 2000 (per cent)</i> | <i>Scale with 25% ceiling, no LDC paying more than 0.01 % (per cent)</i> | <i>Contributions as of 1 Jan. 2001 US\$</i> | <i>UN scale of assessments 2000 (per cent)</i> | <i>Scale with 25% ceiling, no LDC paying more than 0.01 % (per cent)</i> | <i>Contributions as of 1 Jan. 2002 US\$</i> | <i>Total contributions 2001-2002 US\$</i> |
|--------------------------------------|--|--|---|--|--|---|---|
| 78 Ireland | 0.224 | 0.2975 | 19,615 | 0.224 | 0.2944 | 20,159 | 39,774 |
| 79 Israel | 0.350 | 0.4648 | 30,649 | 0.350 | 0.4601 | 31,499 | 62,147 |
| 80 Italy | 5.437 | 7.2203 | 476,103 | 5.437 | 7.1467 | 489,312 | 965,416 |
| 81 Jamaica | 0.006 | 0.0080 | 525 | 0.006 | 0.0079 | 540 | 1,065 |
| 82 Japan | 20.573 | 25.0000 | 1,648,500 | 20.573 | 25.0000 | 1,711,675 | 3,360,175 |
| 83 Jordan | 0.006 | 0.0080 | 525 | 0.006 | 0.0079 | 540 | 1,065 |
| 84 Kazakhstan | 0.048 | 0.0637 | 4,203 | 0.048 | 0.0631 | 4,320 | 8,523 |
| 85 Kenya | 0.007 | 0.0093 | 613 | 0.007 | 0.0092 | 630 | 1,243 |
| 86 Kiribati | 0.001 | 0.0013 | 88 | 0.001 | 0.0013 | 90 | 178 |
| 87 Kyrgyzstan | 0.006 | 0.0080 | 525 | 0.006 | 0.0079 | 540 | 1,065 |
| 88 Lao People's Democratic Republic | 0.001 | 0.0013 | 88 | 0.001 | 0.0013 | 90 | 178 |
| 89 Latvia | 0.017 | 0.0226 | 1,489 | 0.017 | 0.0223 | 1,530 | 3,019 |
| 90 Lebanon | 0.016 | 0.0212 | 1,401 | 0.016 | 0.0210 | 1,440 | 2,841 |
| 91 Lesotho | 0.002 | 0.0027 | 175 | 0.002 | 0.0026 | 180 | 355 |
| 92 Liberia | 0.002 | 0.0027 | 175 | 0.002 | 0.0026 | 180 | 355 |
| 93 Libya | 0.124 | 0.1647 | 10,858 | 0.124 | 0.1630 | 11,160 | 22,018 |
| 94 Liechtenstein | 0.006 | 0.0080 | 525 | 0.006 | 0.0079 | 540 | 1,065 |
| 95 Lithuania | 0.015 | 0.0199 | 1,314 | 0.015 | 0.0197 | 1,350 | 2,663 |
| 96 Luxembourg | 0.068 | 0.0903 | 5,955 | 0.068 | 0.0894 | 6,120 | 12,074 |
| 97 Madagascar | 0.003 | 0.0040 | 263 | 0.003 | 0.0039 | 270 | 533 |
| 98 Malawi | 0.002 | 0.0027 | 175 | 0.002 | 0.0026 | 180 | 355 |
| 99 Malaysia | 0.183 | 0.2430 | 16,025 | 0.183 | 0.2405 | 16,469 | 32,494 |
| 100 Maldives | 0.001 | 0.0013 | 88 | 0.001 | 0.0013 | 90 | 178 |
| 101 Mali | 0.002 | 0.0027 | 175 | 0.002 | 0.0026 | 180 | 355 |
| 102 Malta | 0.014 | 0.0186 | 1,226 | 0.014 | 0.0184 | 1,260 | 2,486 |
| 103 Marshall Islands | 0.001 | 0.0013 | 88 | 0.001 | 0.0013 | 90 | 178 |
| 104 Mauritania | 0.001 | 0.0013 | 88 | 0.001 | 0.0013 | 90 | 178 |
| 105 Mauritius | 0.009 | 0.0120 | 788 | 0.009 | 0.0118 | 810 | 1,598 |
| 106 Mexico | 0.995 | 1.3213 | 87,129 | 0.995 | 1.3079 | 89,547 | 176,676 |
| 107 Micronesia (Federated States of) | 0.001 | 0.0013 | 88 | 0.001 | 0.0013 | 90 | 178 |
| 108 Monaco | 0.004 | 0.0053 | 350 | 0.004 | 0.0053 | 360 | 710 |
| 109 Mongolia | 0.002 | 0.0027 | 175 | 0.002 | 0.0026 | 180 | 355 |
| 110 Morocco | 0.041 | 0.0544 | 3,590 | 0.041 | 0.0539 | 3,690 | 7,280 |
| 111 Mozambique | 0.001 | 0.0013 | 88 | 0.001 | 0.0013 | 90 | 178 |
| 112 Myanmar | 0.008 | 0.0106 | 701 | 0.008 | 0.0105 | 720 | 1,421 |
| 113 Namibia | 0.007 | 0.0093 | 613 | 0.007 | 0.0092 | 630 | 1,243 |
| 114 Nauru | 0.001 | 0.0013 | 88 | 0.001 | 0.0013 | 90 | 178 |
| 115 Nepal | 0.004 | 0.0053 | 350 | 0.004 | 0.0053 | 360 | 710 |
| 116 Netherlands | 1.632 | 2.1673 | 142,910 | 1.632 | 2.1452 | 146,875 | 289,784 |
| 117 New Zealand | 0.221 | 0.2935 | 19,352 | 0.221 | 0.2905 | 19,889 | 39,242 |


| <i>Member country</i> | <i>UN scale of assessments 2000 (per cent)</i> | <i>Scale with 25% ceiling, no LDC paying more than 0.01 % (per cent)</i> | <i>Contributions as of 1 Jan. 2001 US\$</i> | <i>UN scale of assessments 2000 (per cent)</i> | <i>Scale with 25% ceiling, no LDC paying more than 0.01 % (per cent)</i> | <i>Contributions as of 1 Jan. 2002 US\$</i> | <i>Total contributions 2001-2002 US\$</i> |
|--------------------------------------|--|--|---|--|--|---|---|
| 118 Nicaragua | 0.001 | 0.0013 | 88 | 0.001 | 0.0013 | 90 | 178 |
| 119 Niger | 0.002 | 0.0027 | 175 | 0.002 | 0.0026 | 180 | 355 |
| 120 Nigeria | 0.032 | 0.0425 | 2,802 | 0.032 | 0.0421 | 2,880 | 5,682 |
| 121 Niue | 0.001 | 0.0013 | 88 | 0.001 | 0.0013 | 90 | 178 |
| 122 Norway | 0.610 | 0.8101 | 53,416 | 0.610 | 0.8018 | 54,898 | 108,314 |
| 123 Oman | 0.051 | 0.0677 | 4,466 | 0.051 | 0.0670 | 4,590 | 9,056 |
| 124 Pakistan | 0.059 | 0.0784 | 5,166 | 0.059 | 0.0776 | 5,310 | 10,476 |
| 125 Palau | 0.001 | 0.0013 | 88 | 0.001 | 0.0013 | 90 | 178 |
| 126 Panama | 0.013 | 0.0173 | 1,138 | 0.013 | 0.0171 | 1,170 | 2,308 |
| 127 Papua New Guinea | 0.007 | 0.0093 | 613 | 0.007 | 0.0092 | 630 | 1,243 |
| 128 Paraguay | 0.014 | 0.0186 | 1,226 | 0.014 | 0.0184 | 1,260 | 2,486 |
| 129 Peru | 0.099 | 0.1315 | 8,669 | 0.099 | 0.1301 | 8,910 | 17,579 |
| 130 Philippines | 0.081 | 0.1076 | 7,093 | 0.081 | 0.1065 | 7,290 | 14,383 |
| 131 Poland | 0.196 | 0.2603 | 17,163 | 0.196 | 0.2576 | 17,639 | 34,803 |
| 132 Portugal | 0.431 | 0.5724 | 37,742 | 0.431 | 0.5665 | 38,789 | 76,530 |
| 133 Qatar | 0.033 | 0.0438 | 2,890 | 0.033 | 0.0434 | 2,970 | 5,860 |
| 134 Republic of Korea | 1.006 | 1.3360 | 88,093 | 1.006 | 1.3223 | 90,537 | 178,629 |
| 135 Republic of Moldova | 0.010 | 0.0133 | 876 | 0.010 | 0.0131 | 900 | 1,776 |
| 136 Romania | 0.056 | 0.0744 | 4,904 | 0.056 | 0.0736 | 5,040 | 9,944 |
| 137 Russian Federation | 1.077 | 1.4302 | 94,310 | 1.077 | 1.4157 | 96,926 | 191,236 |
| 138 Rwanda | 0.001 | 0.0013 | 88 | 0.001 | 0.0013 | 90 | 178 |
| 139 Saint Kitts and Nevis | 0.001 | 0.0013 | 88 | 0.001 | 0.0013 | 90 | 178 |
| 140 Saint Lucia | 0.001 | 0.0013 | 88 | 0.001 | 0.0013 | 90 | 178 |
| 141 Saint Vincent and the Grenadines | 0.001 | 0.0013 | 88 | 0.001 | 0.0013 | 90 | 178 |
| 142 Samoa | 0.001 | 0.0013 | 88 | 0.001 | 0.0013 | 90 | 178 |
| 143 San Marino | 0.002 | 0.0027 | 175 | 0.002 | 0.0026 | 180 | 355 |
| 144 Sao Tome and Principe | 0.001 | 0.0013 | 88 | 0.001 | 0.0013 | 90 | 178 |
| 145 Saudi Arabia | | | | 0.562 | 0.7387 | 50,578 | 50,578 |
| 146 Senegal | 0.006 | 0.0080 | 525 | 0.006 | 0.0079 | 540 | 1,065 |
| 147 Seychelles | 0.002 | 0.0027 | 175 | 0.002 | 0.0026 | 180 | 355 |
| 148 Sierra Leone | 0.001 | 0.0013 | 88 | 0.001 | 0.0013 | 90 | 178 |
| 149 Singapore | 0.179 | 0.2377 | 15,675 | 0.179 | 0.2353 | 16,109 | 31,784 |
| 150 Slovakia | 0.035 | 0.0465 | 3,065 | 0.035 | 0.0460 | 3,150 | 6,215 |
| 151 Slovenia | 0.061 | 0.0810 | 5,342 | 0.061 | 0.0802 | 5,490 | 10,831 |
| 152 Solomon Islands | 0.001 | 0.0013 | 88 | 0.001 | 0.0013 | 90 | 178 |
| 153 South Africa | 0.366 | 0.4860 | 32,050 | 0.366 | 0.4811 | 32,939 | 64,988 |
| 154 Spain | 2.591 | 3.4408 | 226,887 | 2.591 | 3.4057 | 233,181 | 460,068 |
| 155 Sri Lanka | 0.012 | 0.0159 | 1,051 | 0.012 | 0.0158 | 1,080 | 2,131 |
| 156 Sudan | 0.007 | 0.0093 | 613 | 0.007 | 0.0092 | 630 | 1,243 |
| 157 Suriname | 0.004 | 0.0053 | 350 | 0.004 | 0.0053 | 360 | 710 |

| <i>Member country</i> | <i>UN scale of assessments 2000 (per cent)</i> | <i>Scale with 25% ceiling, no LDC paying more than 0.01 % (per cent)</i> | <i>Contributions as of 1 Jan. 2001 US\$</i> | <i>UN scale of assessments 2000 (per cent)</i> | <i>Scale with 25% ceiling, no LDC paying more than 0.01 % (per cent)</i> | <i>Contributions as of 1 Jan. 2002 US\$</i> | <i>Total contributions 2001-2002 US\$</i> |
|--|--|--|---|--|--|---|---|
| 158 Swaziland | 0.002 | 0.0027 | 175 | 0.002 | 0.0026 | 180 | 355 |
| 159 Sweden | 1.079 | 1.4329 | 94,485 | 1.079 | 1.4183 | 97,106 | 191,592 |
| 160 Switzerland | 1.215 | 1.6135 | 106,394 | 1.215 | 1.5971 | 109,346 | 215,740 |
| 161 Syrian Arab Republic | 0.064 | 0.0850 | 5,604 | 0.064 | 0.0841 | 5,760 | 11,364 |
| 162 Tajikistan | 0.004 | 0.0053 | 350 | 0.004 | 0.0053 | 360 | 710 |
| The Former Yugoslav Republic of | 0.004 | 0.0053 | 350 | 0.004 | 0.0053 | 360 | 710 |
| 163 Macedonia | | | | | | | |
| 164 Togo | 0.001 | 0.0013 | 88 | 0.001 | 0.0013 | 90 | 178 |
| 165 Tonga | 0.001 | 0.0013 | 88 | 0.001 | 0.0013 | 90 | 178 |
| 166 Trinidad and Tobago | 0.016 | 0.0212 | 1,401 | 0.016 | 0.0210 | 1,440 | 2,841 |
| 167 Tunisia | 0.028 | 0.0372 | 2,452 | 0.028 | 0.0368 | 2,520 | 4,972 |
| 168 Turkey | 0.440 | 0.5843 | 38,530 | 0.440 | 0.5784 | 39,599 | 78,128 |
| 169 Turkmenistan | 0.006 | 0.0080 | 525 | 0.006 | 0.0079 | 540 | 1,065 |
| 170 Uganda | 0.004 | 0.0053 | 350 | 0.004 | 0.0053 | 360 | 710 |
| 171 Ukraine | 0.190 | 0.2523 | 16,638 | 0.190 | 0.2497 | 17,099 | 33,737 |
| United Arab Emirates | 0.178 | 0.2364 | 15,587 | 0.178 | 0.2340 | 16,019 | 31,606 |
| 172 United Kingdom of Great Britain and Northern Ireland | 5.090 | 6.7594 | 445,718 | 5.090 | 6.6906 | 458,083 | 903,801 |
| 173 United Republic of Tanzania | 0.003 | 0.0040 | 263 | 0.003 | 0.0039 | 270 | 533 |
| 174 Uruguay | 0.048 | 0.0637 | 4,203 | 0.048 | 0.0631 | 4,320 | 8,523 |
| 176 Uzbekistan | 0.025 | 0.0332 | 2,189 | 0.025 | 0.0329 | 2,250 | 4,439 |
| 177 Vanuatu | 0.001 | 0.0013 | 88 | 0.001 | 0.0013 | 90 | 178 |
| 178 Venezuela | 0.160 | 0.2125 | 14,011 | 0.160 | 0.2103 | 14,399 | 28,410 |
| 179 Viet Nam | 0.007 | 0.0093 | 613 | 0.007 | 0.0092 | 630 | 1,243 |
| 180 Yemen | 0.010 | 0.0133 | 876 | 0.010 | 0.0131 | 900 | 1,776 |
| 181 Zambia | 0.002 | 0.0027 | 175 | 0.002 | 0.0026 | 180 | 355 |
| 182 Zimbabwe | 0.009 | 0.0120 | 788 | 0.009 | 0.0118 | 810 | 1,598 |
| TOTAL | 77.667 | 100.00 | 6,594,000 | 78.229 | 100.00 | 6,846,700 | 13,440,700 |


Annex II

FINANCIAL STATEMENTS FOR THE YEAR 2000


A. BY Trust Fund

| GENERAL TRUST FUND FOR THE CONVENTION ON BIOLOGICAL DIVERSITY | |
|--|---|
| I. STATEMENT OF INCOME AND EXPENDITURE AND CHANGES IN RESERVE AND FUND BALANCE FOR THE FIRST YEAR OF THE 2000-2001 BIENNIUM ENDED 31 DECEMBER 2000 | |
| | USD |
| INCOME | |
| Voluntary contributions | 7,110,013 |
| Interest income | 293,914 |
| Gain on exchange | 3,220 |
| TOTAL INCOME | 7,407,147 |
| EXPENDITURE | |
| Staff and other personnel costs | 4,512,290 |
| Consultants | 124,240 |
| Travel | 202,395 |
| Contractual services | 102,296 |
| Meetings and conferences | 1,136,592 |
| Rentals | 358,694 |
| Operating expenses | 145,116 |
| Acquisitions | 119,303 |
| Reporting costs | 127,806 |
| Sundry | 242,921 |
| Hospitality | 16,478 |
| Bank Charges | 6,058 |
| Loss on exchange | 27,949 |
| Programme support costs | 921,327 |
| TOTAL EXPENDITURE | 8,042,467 |
| Shortfall of income over expenditure | (635,320) |
| Prior period adjustment | (22,952) |
| NET SHORTFALL OF INCOME OVER EXPENDITURE | (658,272) |
| RESERVE AND FUND BALANCE, BEGINNING OF PERIOD | 11,834,782 |
| RESERVE AND FUND BALANCE, END OF PERIOD | 11,176,510 |
| II. STATEMENT OF ASSETS, LIABILITIES, RESERVE AND FUND BALANCE AS AT 31 DECEMBER 2000 | |
| ASSETS | |
| Cash and term deposits | 10,807,342 |
| Voluntary contributions receivable | 7,775,397 |
| Other accounts receivable | 1,020,504 |
| Provision for doubtful debts | (6,312) |
| Other assets-Deferred charges | 31,772 |
| TOTAL ASSETS | 19,628,703 |
| LIABILITIES | |
| Contributions received in advance | 6,594,006 |
| Unliquidated obligations | 585,451 |
| Inter-fund balances payable | 795,677 |
| Other accounts payable | 477,056 |
| TOTAL LIABILITIES | 8,452,193 |
| RESERVE AND FUND BALANCE | |
| Cumulative surplus | 11,176,510 |
| TOTAL RESERVE AND FUND BALANCE | 11,176,510 |
| TOTAL LIABILITIES, RESERVE AND FUND BALANCE | 19,628,703 |
|  David Heatie Officer In-Charge ACCOUNTS SECTION | |
| BY | BUDGET AND FINANCIAL MANAGEMENT SERVICE |
| | 5/30/01 |

B. BE Trust Fund

| GENERAL TRUST FUND FOR ADDITIONAL VOLUNTARY CONTRIBUTION IN SUPPORT OF APPROVED ACTIVITIES UNDER THE CONVENTION ON BIOLOGICAL DIVERSITY | |
|---|------------------|
| I. STATEMENT OF INCOME AND EXPENDITURE AND CHANGES IN RESERVE AND FUND BALANCE FOR THE FIRST YEAR OF THE 2000-2001 ENDED 31 DECEMBER 2000 | |
| INCOME | USD |
| Voluntary contributions | 919,179 |
| Interest income | 39,873 |
| TOTAL INCOME | 959,052 |
| EXPENDITURE | |
| Staff and other personnel costs | 401,044 |
| Travel | 142,067 |
| Contractual services | 39,428 |
| Meetings and conferences | 81,247 |
| Operating expenses | 1,343 |
| Acquisitions | 20,000 |
| Reporting costs | 13,142 |
| Programme support costs | 90,774 |
| TOTAL EXPENDITURE | 789,035 |
| Excess of income over expenditure | 170,017 |
| Prior period adjustments | (18,743) |
| NET EXCESS OF INCOME OVER EXPENDITURE | 151,274 |
| RESERVE AND FUND BALANCE, BEGINNING OF PERIOD | 843,804 |
| RESERVE AND FUND BALANCE, END OF PERIOD | 995,078 |
| II. STATEMENT OF ASSETS, LIABILITIES, RESERVE AND FUND BALANCE AS AT 31 DECEMBER 2000 | |
| ASSETS | |
| Cash and term deposits | 948,125 |
| Voluntary contributions receivable | 554,282 |
| Other accounts receivable | 31,418 |
| TOTAL ASSETS | 1,533,825 |
| LIABILITIES | |
| Unliquidated obligations | 90,517 |
| Inter-fund balances payable | 379,999 |
| Other accounts payable | 68,231 |
| TOTAL LIABILITIES | 538,747 |
| RESERVE AND FUND BALANCE | |
| Cumulative surplus | 995,078 |
| TOTAL RESERVE AND FUND BALANCE | 995,078 |
| TOTAL LIABILITIES, RESERVE AND FUND BALANCE | 1,533,825 |
|  David Hastie Officer in-Charge ACCOUNTS SECTION BUDGET AND FINANCIAL MANAGEMENT SERVICE | |
| BE | 5/30/01 |

C. *BZ Trust Fund*

| GENERAL TRUST FUND FOR VOLUNTARY CONTRIBUTION TO FACILITATE THE PARTICIPATION OF PARTIES IN THE PROCESS OF THE CONVENTION ON BIOLOGICAL DIVERSITY | |
|--|--|
| I. | STATEMENT OF INCOME AND EXPENDITURE AND CHANGES IN RESERVE AND FUND BALANCE FOR THE FIRST YEAR OF THE 2000-2001 BIENNIUM ENDED 31 DECEMBER 2000 |
| | USD |
| INCOME | |
| Voluntary contributions | 890,549 |
| Interest income | 28,230 |
| TOTAL INCOME | 918,779 |
| EXPENDITURE | |
| Meetings and conferences | 694,247 |
| Bank charges | 23 |
| Programme support costs | 90,252 |
| TOTAL EXPENDITURE | 784,522 |
| Excess of income over expenditure | 134,257 |
| Prior period adjustments | (138,126) |
| NET SHORTFALL OF INCOME OVER EXPENDITURE | (3,869) |
| RESERVE AND FUND BALANCE, BEGINNING OF PERIOD | 541,335 |
| RESERVE AND FUND BALANCE, END OF PERIOD | 537,466 |
| II. | STATEMENT OF ASSETS, LIABILITIES, RESERVE AND FUND BALANCE AS AT 31 DECEMBER 2000 |
| ASSETS | |
| Cash and term deposits | 366,056 |
| Voluntary contributions receivable | 399,854 |
| Other accounts receivable | 65,809 |
| Operating funds provided to implementing agencies | 70,110 |
| TOTAL ASSETS | 901,829 |
| LIABILITIES | |
| Unliquidated obligations | 2,023 |
| Inter-fund balances payable | 292,412 |
| Other accounts payable | 69,928 |
| TOTAL LIABILITIES | 364,363 |
| RESERVE AND FUND BALANCE | |
| Cumulative surplus | 537,466 |
| TOTAL RESERVE AND FUND BALANCE | 537,466 |
| TOTAL LIABILITIES, RESERVE AND FUND BALANCE | 901,829 |
|  | |
| David Hastie Officer in-Charge ACCOUNTS SECTION | |
| BZ | BUDGET AND FINANCIAL MANAGEMENT SERVICE |
| | 5/30/01 |

Annex III

STATUS OF CONTRIBUTIONS TO THE TRUST FUND AS AT 31 DECEMBER 2001

A. *BY Trust Fund*

| <i>Countries</i> | <i>Unpaid Pledges as at 31/12/00 (US \$)</i> | <i>Pledges for 2001 (US \$)</i> | <i>Collections in 2000 for 2001 (US \$)</i> | <i>Collections in 2001 for prior years (US \$)</i> | <i>Collections during 2001 for 2001 (US \$)</i> | <i>Unpaid pledges for prior years (US \$)</i> | <i>Unpaid pledges for 2001 (US \$)</i> | <i>Unpaid pledges for 2001 and prior years (US \$)</i> |
|-------------------|--|---------------------------------|---|--|---|---|--|--|
| Albania | 0 | 263 | 373 | | | 0 | (110) | (110) |
| Algeria | 0 | 7,552 | | | | 0 | 7,552 | 7,552 |
| Angola | 20 | 878 | | 20 | 1,790 | 0 | (912) | (912) |
| Antigua & Barbuda | 0 | 176 | | | 358 | 0 | (182) | (182) |
| Argentina | 88,251 | 96,855 | | 60,863 | | 27,388 | 96,855 | 124,243 |
| Armenia | 19,255 | 527 | | | | 19,255 | 527 | 19,782 |
| Australia | 0 | 130,223 | 71,896 | | 193,540 | 0 | (135,213) | (135,213) |
| Austria | 0 | 82,717 | | | 82,717 | 0 | 0 | 0 |
| Azerbaijan | | 965 | | | | 0 | 965 | 965 |
| Bahamas | 0 | 1,317 | | | 2,685 | 0 | (1,368) | (1,368) |
| Bahrain | 0 | 1,493 | | | 1,493 | 0 | 0 | 0 |
| Bangladesh | 0 | 878 | | | 878 | 0 | 0 | 0 |
| Barbados | 640 | 702 | | 640 | 705 | 0 | (3) | (3) |
| Belarus | 69,876 | 5,005 | | | | 69,876 | 5,005 | 74,881 |
| Belgium | 88,281 | 96,942 | | 88,281 | 96,942 | 0 | 0 | 0 |
| Belize | 0 | 88 | | | 88 | 0 | 0 | 0 |
| Benin | 0 | 176 | 48 | | | 0 | 128 | 128 |
| Bhutan | 0 | 88 | | | 179 | 0 | (91) | (91) |
| Bolivia | 0 | 615 | | | 615 | 0 | 0 | 0 |
| Botswana | 0 | 878 | | | 878 | 0 | 0 | 0 |
| Brazil | 103,647 | 129,169 | | | | 103,647 | 129,169 | 232,816 |
| Bulgaria | 0 | 966 | | | | 0 | 966 | 966 |

| <i>Countries</i> | <i>Unpaid Pledges as at 31/12/00 (US \$)</i> | <i>Pledges for 2001 (US \$)</i> | <i>Collections in 2000 for 2001 (US \$)</i> | <i>Collections in 2001 for prior years (US \$)</i> | <i>Collections during 2001 for 2001 (US \$)</i> | <i>Unpaid pledges for prior years (US \$)</i> | <i>Unpaid pledges for 2001 (US \$)</i> | <i>Unpaid pledges for 2001 and prior years (US \$)</i> |
|---------------------------------------|--|---------------------------------|---|--|---|---|--|--|
| Burkina Faso | 288 | 176 | | | | 288 | 176 | 464 |
| Burundi | 219 | 88 | | | | 219 | 88 | 307 |
| Cambodia | 0 | 88 | | | | 0 | 88 | 88 |
| Cameroon | 3,289 | 1,142 | | 2,044 | | 1,245 | 1,142 | 2,387 |
| Canada | 0 | 239,897 | | | 239,897 | 0 | 0 | 0 |
| Cape Verde | 2,004 | 176 | | | | 2,004 | 176 | 2,180 |
| Central African Republic | 50 | 88 | | | | 50 | 88 | 138 |
| Chad | 2,327 | 88 | | | | 2,327 | 88 | 2,415 |
| Chile | 17,845 | 3,161 | | 17,845 | 29,932 | 0 | (26,771) | (26,771) |
| China | 0 | 87,371 | | | 87,371 | 0 | 0 | 0 |
| Colombia | 15,002 | 9,571 | | 13,111 | | 1,891 | 9,571 | 11,462 |
| Comoros | 2,327 | 88 | | | | 2,327 | 88 | 2,415 |
| Congo | 1,809 | 263 | | | | 1,809 | 263 | 2,072 |
| Cook Islands | 0 | 88 | | | | 0 | 88 | 88 |
| Costa Rica | 5,527 | 1,405 | | | | 5,527 | 1,405 | 6,932 |
| Cote d'Ivoire | 20 | 790 | | | | 20 | 790 | 810 |
| Croatia | 5,109 | 2,634 | | 5,109 | 5,369 | 0 | (2,735) | (2,735) |
| Cuba | 10,598 | 2,107 | | | | 10,598 | 2,107 | 12,705 |
| Cyprus | 0 | 2,986 | | | 2,986 | 0 | 0 | 0 |
| Czech Republic | 0 | 9,396 | | | 9,396 | 0 | 0 | 0 |
| Democratic People's Republic of Korea | 17,094 | 1,317 | | | | 17,094 | 1,317 | 18,411 |
| Democratic Republic of the Congo | 3,259 | 615 | | | | 3,259 | 615 | 3,874 |
| Denmark | 0 | 60,765 | | | 60,765 | 0 | 0 | 0 |
| Djibouti | 0 | 88 | | | | 0 | 88 | 88 |
| Dominica | 0 | 88 | 112 | | | 0 | (24) | (24) |
| Dominica Republic. | 3,349 | 1,317 | | | | 3,349 | 1,317 | 4,666 |

| <i>Countries</i> | <i>Unpaid Pledges as at 31/12/00 (US \$)</i> | <i>Pledges for 2001 (US \$)</i> | <i>Collections in 2000 for 2001 (US \$)</i> | <i>Collections in 2001 for prior years (US \$)</i> | <i>Collections during 2001 for 2001 (US \$)</i> | <i>Unpaid pledges for prior years (US \$)</i> | <i>Unpaid pledges for 2001 (US \$)</i> | <i>Unpaid pledges for 2001 and prior years (US \$)</i> |
|--------------------|--|---------------------------------|---|--|---|---|--|--|
| Ecuador | 0 | 1,756 | | | | 0 | 1,756 | 1,756 |
| Egypt | 0 | 5,708 | | | 5,708 | 0 | 0 | 0 |
| El Salvador | 0 | 1,054 | | | | 0 | 1,054 | 1,054 |
| Equatorial Guinea | 2,327 | 88 | | | | 2,327 | 88 | 2,415 |
| Eritrea | 0 | 88 | | | 179 | 0 | (91) | (91) |
| Estonia | 0 | 1,054 | | | 1,054 | 0 | 0 | 0 |
| Ethiopia | 0 | 527 | | | 527 | 0 | 0 | 0 |
| European Community | 0 | 164,850 | | | 164,850 | 0 | 0 | 0 |
| Fiji | 0 | 351 | 351 | | 365 | 0 | (365) | (365) |
| Finland | 0 | 47,681 | | | 47,681 | 0 | 0 | 0 |
| France | 0 | 574,718 | | | 574,718 | 0 | 0 | 0 |
| Gabon | 3,477 | 1,317 | | | | 3,477 | 1,317 | 4,794 |
| Gambia | 0 | 88 | | | | 0 | 88 | 88 |
| Georgia | 39,938 | 615 | | | | 39,938 | 615 | 40,553 |
| Germany | 0 | 865,545 | | | 865,545 | 0 | 0 | 0 |
| Ghana | 2,238 | 615 | | | | 2,238 | 615 | 2,853 |
| Greece | 0 | 30,821 | | | 30,821 | 0 | 0 | 0 |
| Grenada | 0 | 88 | | | 88 | 0 | 0 | 0 |
| Guatemala | 7,376 | 1,581 | | | | 7,376 | 1,581 | 8,957 |
| Guinea | 1,948 | 263 | | | | 1,948 | 263 | 2,211 |
| Guinea-Bissau | 1,848 | 88 | | | | 1,848 | 88 | 1,936 |
| Guyana | 1,498 | 88 | | | | 1,498 | 88 | 1,586 |
| Haiti | 1,314 | 176 | | | | 1,314 | 176 | 1,490 |
| Honduras | 575 | 263 | | | | 575 | 263 | 838 |
| Hungary | 0 | 10,537 | | | 10,537 | 0 | 0 | 0 |
| Iceland | 0 | 2,810 | | | 2,810 | 0 | 0 | 0 |
| India | 50 | 26,255 | | | 26,255 | 50 | 0 | 50 |

| <i>Countries</i> | <i>Unpaid Pledges as at 31/12/00 (US \$)</i> | <i>Pledges for 2001 (US \$)</i> | <i>Collections in 2000 for 2001 (US \$)</i> | <i>Collections in 2001 for prior years (US \$)</i> | <i>Collections during 2001 for 2001 (US \$)</i> | <i>Unpaid pledges for prior years (US \$)</i> | <i>Unpaid pledges for 2001 (US \$)</i> | <i>Unpaid pledges for 2001 and prior years (US \$)</i> |
|----------------------------------|--|---------------------------------|---|--|---|---|--|--|
| Indonesia | 33,331 | 16,508 | | | | 33,331 | 16,508 | 49,839 |
| Iran (Islamic Republic of) | 73,301 | 14,137 | | 60,000 | | 13,301 | 14,137 | 27,438 |
| Ireland | 0 | 19,669 | 16,113 | | 23,929 | 0 | (20,373) | (20,373) |
| Israel | 0 | 30,734 | | | 30,734 | 0 | 0 | 0 |
| Italy | 0 | 477,424 | | | 477,424 | 0 | 0 | 0 |
| Jamaica | 0 | 527 | | | 1,074 | 0 | (547) | (547) |
| Japan | 975,472 | 1,648,500 | | 975,472 | 1,648,500 | 0 | 0 | 0 |
| Jordan | 0 | 527 | | | | 0 | 527 | 527 |
| Kazakhstan | 57,086 | 4,215 | | 5,728 | | 51,358 | 4,215 | 55,573 |
| Kenya | 0 | 615 | 3 | | | 0 | 612 | 612 |
| Kiribati | 80 | 88 | | 80 | 91 | 0 | (3) | (3) |
| Kyrgyzstan | 5,111 | 527 | | | | 5,111 | 527 | 5,638 |
| Lao People's Democratic Republic | 0 | 88 | | | 88 | 0 | 0 | 0 |
| Latvia | 0 | 1,493 | 867 | | 626 | 0 | 0 | 0 |
| Lebanon | 34 | 1,405 | | 34 | 1,380 | 0 | 25 | 25 |
| Lesotho | 788 | 176 | | 788 | 176 | 0 | 0 | 0 |
| Liberia | 0 | 161 | | | | 0 | 161 | 161 |
| Libyan Arab Jamahiriya | 0 | 2,469 | | | | 0 | 2,469 | 2,469 |
| Liechtenstein | 0 | 527 | | | 527 | 0 | 0 | 0 |
| Lithuania | 2,855 | 1,317 | | 2,855 | 1,317 | 0 | 0 | 0 |
| Luxembourg | 0 | 5,971 | | | 5,971 | 0 | 0 | 0 |
| Macedonia | 940 | 351 | | | | 940 | 351 | 1,291 |
| Madagascar | 0 | 263 | 548 | | | 0 | (285) | (285) |
| Malawi | 0 | 176 | | | | 0 | 176 | 176 |
| Malaysia | 0 | 16,069 | | | 16,069 | 0 | 0 | 0 |
| Maldives | 0 | 88 | | | 179 | 0 | (91) | (91) |

| <i>Countries</i> | <i>Unpaid Pledges as at 31/12/00 (US \$)</i> | <i>Pledges for 2001 (US \$)</i> | <i>Collections in 2000 for 2001 (US \$)</i> | <i>Collections in 2001 for prior years (US \$)</i> | <i>Collections during 2001 for 2001 (US \$)</i> | <i>Unpaid pledges for prior years (US \$)</i> | <i>Unpaid pledges for 2001 (US \$)</i> | <i>Unpaid pledges for 2001 and prior years (US \$)</i> |
|----------------------------------|--|---------------------------------|---|--|---|---|--|--|
| Mali | 2,004 | 176 | | | | 2,004 | 176 | 2,180 |
| Malta | | 922 | | | | 0 | 922 | 922 |
| Marshall Islands | 0 | 88 | | | | 0 | 88 | 88 |
| Mauritania | 1,158 | 88 | | | | 1,158 | 88 | 1,246 |
| Mauritius | 0 | 790 | | | 1,611 | 0 | (821) | (821) |
| Mexico | 12,677 | 87,371 | | 12,677 | 53,891 | 0 | 33,480 | 33,480 |
| Micronesia (Federated States of) | 0 | 88 | | | 88 | 0 | 0 | 0 |
| Monaco | 20 | 351 | | 20 | 372 | 0 | (21) | (21) |
| Mongolia | 0 | 176 | | | 176 | 0 | 0 | 0 |
| Morocco | 0 | 3,600 | | | | 0 | 3,600 | 3,600 |
| Mozambique | 0 | 88 | | | 88 | 0 | 0 | 0 |
| Myanmar | 0 | 702 | | | 702 | 0 | 0 | 0 |
| Namibia | 0 | 615 | | | | 0 | 615 | 615 |
| Nauru | 2,447 | 88 | | | | 2,447 | 88 | 2,535 |
| Nepal | 0 | 351 | 2,383 | | | 0 | (2,032) | (2,032) |
| Netherlands | 0 | 143,306 | | | 143,306 | 0 | 0 | 0 |
| New Zealand | 0 | 19,406 | | | 39,556 | 0 | (20,150) | (20,150) |
| Nicaragua | 0 | 88 | | | | 0 | 88 | 88 |
| Niger | 2,004 | 176 | | | | 2,004 | 176 | 2,180 |
| Nigeria | 5,570 | 2,810 | | | | 5,570 | 2,810 | 8,380 |
| Niue | 0 | 88 | | | 88 | 0 | 0 | 0 |
| Norway | 0 | 53,564 | | | 53,564 | 0 | 0 | 0 |
| Oman | 0 | 4,478 | | | 4,478 | 0 | 0 | 0 |
| Pakistan | 4,718 | 5,181 | | | | 4,718 | 5,181 | 9,899 |
| Panama | 2,762 | 1,142 | | 2,762 | 1,142 | 0 | 0 | 0 |
| Papua New Guinea | 0 | 615 | 560 | | 55 | 0 | 0 | 0 |

| <i>Countries</i> | <i>Unpaid Pledges as at 31/12/00 (US \$)</i> | <i>Pledges for 2001 (US \$)</i> | <i>Collections in 2000 for 2001 (US \$)</i> | <i>Collections in 2001 for prior years (US \$)</i> | <i>Collections during 2001 for 2001 (US \$)</i> | <i>Unpaid pledges for prior years (US \$)</i> | <i>Unpaid pledges for 2001 (US \$)</i> | <i>Unpaid pledges for 2001 and prior years (US \$)</i> |
|----------------------------------|--|---------------------------------|---|--|---|---|--|--|
| Paraguay | 3,517 | 1,229 | | | | 3,517 | 1,229 | 4,746 |
| Peru | 7,917 | 8,693 | | | | 7,917 | 8,693 | 16,610 |
| Philippines | 0 | 7,113 | | | | 0 | 7,113 | 7,113 |
| Poland | 0 | 17,211 | 17,211 | | 17,870 | 0 | (17,870) | (17,870) |
| Portugal | 0 | 37,846 | | | 37,486 | 0 | 360 | 360 |
| Qatar | 0 | 2,898 | | | 2,898 | 0 | 0 | 0 |
| Republic of Korea | 0 | 88,337 | | | 88,337 | 0 | 0 | 0 |
| Republic of Moldova | 20,962 | 878 | | | | 20,962 | 878 | 21,840 |
| Romania | 0 | 4,917 | | | 4,917 | 0 | 0 | 0 |
| Russian Federation | 0 | 94,572 | | | | 0 | 94,572 | 94,572 |
| Rwanda | 1,158 | 88 | | 333 | | 825 | 88 | 913 |
| Saint Kitts and Nevis | 0 | 88 | | | 179 | 0 | (91) | (91) |
| Saint Vincent and the Grenadines | 1,498 | 88 | | | | 1,498 | 88 | 1,586 |
| Samoa | 0 | 88 | | | 88 | 0 | 0 | 0 |
| San Marino | 0 | 176 | | | 176 | 0 | 0 | 0 |
| Senegal | 20 | 527 | | 20 | 491 | 0 | 36 | 36 |
| Seychelles | 3,355 | 176 | | 3,355 | 1,643 | 0 | (1,467) | (1,467) |
| Sierra Leone | 2,327 | 88 | | 500 | | 1,827 | 88 | 1,915 |
| Singapore | 0 | 15,718 | | | 32,038 | 0 | (16,320) | (16,320) |
| Slovakia | 0 | 3,073 | | | 3,073 | 0 | 0 | 0 |
| Slovenia | 0 | 5,356 | | | 10,892 | 0 | (5,536) | (5,536) |
| Solomon Islands | 1,848 | 88 | | | | 1,848 | 88 | 1,936 |
| South Africa | 29,267 | 32,139 | | 29,267 | 32,139 | 0 | 0 | 0 |
| Spain | 0 | 227,516 | | | 227,516 | 0 | 0 | 0 |
| Sri Lanka | 2,501 | 1,054 | | 2,501 | | 0 | 1,054 | 1,054 |
| St. Lucia | 80 | 88 | | | | 80 | 88 | 168 |

| <i>Countries</i> | <i>Unpaid Pledges as at 31/12/00 (US \$)</i> | <i>Pledges for 2001 (US \$)</i> | <i>Collections in 2000 for 2001 (US \$)</i> | <i>Collections in 2001 for prior years (US \$)</i> | <i>Collections during 2001 for 2001 (US \$)</i> | <i>Unpaid pledges for prior years (US \$)</i> | <i>Unpaid pledges for 2001 (US \$)</i> | <i>Unpaid pledges for 2001 and prior years (US \$)</i> |
|-----------------------------|--|---------------------------------|---|--|---|---|--|--|
| Sudan | 2,780 | 615 | | | | 2,780 | 615 | 3,395 |
| Suriname | 621 | 351 | | | | 621 | 351 | 972 |
| Swaziland | 0 | 176 | | | 176 | 0 | 0 | 0 |
| Sweden | 0 | 94,747 | | | 94,732 | 0 | 15 | 15 |
| Switzerland | 0 | 106,689 | 106,664 | | 110,803 | 0 | (110,778) | (110,778) |
| Syria | 0 | 5,620 | | | 22,603 | 0 | (16,983) | (16,983) |
| Tajikistan | 1,207 | 351 | | | | 1,207 | 351 | 1,558 |
| Togo | 0 | 88 | | | | 0 | 88 | 88 |
| Tonga | 0 | 88 | | | | 0 | 88 | 88 |
| Trinidad and Tobago | 0 | 1,405 | | | 10,052 | 0 | (8,647) | (8,647) |
| Tunisia | 0 | 2,459 | | | 2,459 | 0 | 0 | 0 |
| Turkey | 0 | 38,636 | | | 38,636 | 0 | 0 | 0 |
| Turkmenistan | 6,453 | 527 | | | | 6,453 | 527 | 6,980 |
| Uganda | 0 | 351 | 1,587 | | | 0 | (1,236) | (1,236) |
| Ukraine | 37,924 | 16,684 | | 37,924 | 16,684 | 0 | 0 | 0 |
| United Arab Emirates | 0 | 15,630 | | | 31,450 | 0 | (15,820) | (15,820) |
| United Kingdom. | 0 | 446,954 | 446,954 | | 464,082 | 0 | (464,082) | (464,082) |
| United Republic of Tanzania | 1,050 | 263 | | | | 1,050 | 263 | 1,313 |
| Uruguay | 7,451 | 4,215 | | 3,613 | | 3,838 | 4,215 | 8,053 |
| Uzbekistan | 11,963 | 2,195 | | | 2,195 | 11,963 | 0 | 11,963 |
| Vanuatu | 155 | 88 | | 155 | | 0 | 88 | 88 |
| Venezuela | 0 | 14,050 | 5,667 | | | 0 | 8,383 | 8,383 |
| Viet Nam | 0 | 615 | | | 615 | 0 | 0 | 0 |
| Yemen | 2,896 | 878 | | | | 2,896 | 878 | 3,774 |
| Zambia | 20 | 176 | | | | 20 | 176 | 196 |
| Zimbabwe | 720 | 790 | | | | 720 | 790 | 1,510 |
| <i>Sub total</i> | 1,852,724 | 6,598,350 | 671,337 | 1,325,997 | 6,311,154 | 526,727 | (384,141) | 142,586 |

| <i>Countries</i> | <i>Unpaid Pledges as at 31/12/00 (US \$)</i> | <i>Pledges for 2001 (US \$)</i> | <i>Collections in 2000 for 2001 (US \$)</i> | <i>Collections in 2001 for prior years (US \$)</i> | <i>Collections during 2001 for 2001 (US \$)</i> | <i>Unpaid pledges for prior years (US \$)</i> | <i>Unpaid pledges for 2001 (US \$)</i> | <i>Unpaid pledges for 2001 and prior years (US \$)</i> |
|---------------------------------|--|---------------------------------|---|--|---|---|--|--|
| Additional contributions | | | | | | | | |
| Canada | | 400,000 | | | | | 400,000 | 400,000 |
| United States of America | 0 | 125,000 | | | 125,000 | | 0 | 0 |
| Quebec | 0 | 200,000 | | | | | 200,000 | 200,000 |
| Grand total | 1,852,724 | 7,323,350 | 671,337 | 1,325,997 | 6,436,154 | 526,727 | 215,859 | 742,586 |

B. Status of contributions to the BE Trust Fund as at 31 December 2001

| <i>Countries</i> | <i>Unpaid pledges as at 31 December 2001 (US\$)</i> | <i>Adjustments (US\$)</i> | <i>Pledges in 2001 (US\$)</i> | | <i>Collections in 2001 for prior years (US\$)</i> | <i>Collections in 2001 for 2001 and future years (US\$)</i> | <i>Unpaid pledges for 2001 and prior years (US\$)</i> |
|------------------|---|---------------------------|-------------------------------|------------|---|---|---|
| Belgium | 187,999 | | | <u>1/</u> | 187,999 | | 0 |
| Canada | | | 122,000 | <u>2/</u> | | 122,000 | 0 |
| Canada | | | 79,618 | <u>3/</u> | | | 79,618 |
| Canada | | | 95,057 | <u>4/</u> | | 95,057 | 0 |
| Canada | | | 50,000 | <u>5/</u> | | | 50,000 |
| Canada | | | 100,000 | <u>6/</u> | | | 100,000 |
| Denmark | | | 20,000 | <u>7/</u> | | 16,585 | 3,415 |
| France | 288,214 | | | <u>8/</u> | 288,214 | | 0 |
| France | | | 27,030 | <u>9/</u> | | 26,144 | 886 |
| France | | | 25,000 | <u>10/</u> | | 25,000 | 0 |
| Germany | | | 79,998 | <u>11/</u> | | 79,998 | 0 |
| Germany | | | 260,000 | <u>12/</u> | | 239,118 | 20,882 |
| Netherlands | | | 200,000 | <u>13/</u> | | 200,000 | 0 |
| Netherlands | | | 99,000 | <u>14/</u> | | | 99,000 |
| Netherlands | | | 99,000 | <u>15/</u> | | | 99,000 |
| Netherlands | | | 99,000 | <u>16/</u> | | | 99,000 |
| Netherlands | | | 70,502 | <u>17/</u> | | 70,502 | 0 |
| Netherlands | | | 147,000 | <u>18/</u> | | | 147,000 |
| Netherlands | | | 134,404 | <u>19/</u> | | 134,404 | 0 |
| Spain | | | 25,000 | <u>20/</u> | | | 25,000 |
| Sweden | | | 9,865 | <u>21/</u> | | 9,865 | 0 |
| Switzerland | | | 10,000 | <u>22/</u> | | 10,000 | 0 |

| <i>Countries</i> | <i>Unpaid pledges as at 31 December 2001 (US\$)</i> | <i>Adjustments (US\$)</i> | <i>Pledges in 2001 (US\$)</i> | | <i>Collections in 2001 for prior years (US\$)</i> | <i>Collections in 2001 for 2001 and future years (US\$)</i> | <i>Unpaid pledges for 2001 and prior years (US\$)</i> |
|------------------|---|-------------------------------|-----------------------------------|------------|---|---|---|
| Switzerland | | | 30,864 | <u>23/</u> | | | 30,864 |
| United Kingdom | | | 14,600 | <u>24/</u> | | 14,600 | 0 |
| United Kingdom | | | 15,000 | <u>25/</u> | | 15,000 | 0 |
| United Kingdom | | | 25,000 | <u>26/</u> | | 25,000 | 0 |
| United Kingdom | | | 6,000 | <u>27/</u> | | | 6,000 |
| United Kingdom | | | 87,018 | <u>28/</u> | | 87,018 | 0 |
| United Kingdom | 72,060 | | | <u>29/</u> | 72,060 | | 0 |
| United Kingdom | | | 10,433 | <u>30/</u> | | 10,433 | 0 |
| United Kingdom | | | 27,962 | <u>31/</u> | | 27,962 | 0 |
| USA | | | 360,000 | <u>32/</u> | | 360,000 | 0 |
| USA | | | 20,000 | <u>33/</u> | | 20,000 | 0 |
| USA | | | 10,000 | <u>34/</u> | | | 10,000 |
| FAO | | | 115,000 | <u>35/</u> | | 115,000 | 0 |
| FAO | | | 10,000 | <u>36/</u> | | | 10,000 |
| FAO | | | 3,000 | <u>37/</u> | | 3,000 | 0 |
| Total | 548,273 | 0 | 2,487,351 | | 548,273 | 1,706,686 | 780,665 |

Notes

- 1/ Belgium pledge BEF8,000,000
- 2/ Canada pledge US\$122,000 for additional approved activities
- 3/ Canada pledge Cdn\$125,000 for meetings convened under the Cartagena Protocol on Biosafety
- 4/ Canada pledge Cdn\$150,000 for the Meeting of Experts on Capacity-Building for the Biosafety Protocol, 11-13 July 2001
- 5/ Canada pledge US\$50,000 for the Technical Expert Group Meeting on Article 18.2(b) and (c), Montreal, Canada 13-15 March 2002

- 6/ Canada pledge US\$100,000 for the Technical Expert Group Meeting on Article 18.2(a), Montreal, Canada 18-20 March 2002
- 7/ Denmark pledge \$20,000 in support of the Meeting of Experts on Capacity-Building for the Biosafety Protocol, 11-13 July 2001
- 8/ France pledge for Host Government Agreement (HGA)-11-15 December 2000, Montpellier, France
- 9/ France pledge of \$27,030 for Workshop on Liability and Redress - June 2001, Paris
- 10/ France pledge of \$25,000 for Meeting of Experts on Handling, Packaging and Transport of LMOs, 13-15 June 2001, Paris, France
- 11/ Germany pledge \$79,998 for Workshop on Sustainable Tourism - 4-7 June 2001, Dominican Republic
- 12/ Germany pledge for Ad Hoc Working Group on Access and Benefit-sharing, 22-26 October 2001, Bonn, Germany
- 13/ Netherlands pledge \$200,000 for conference costs
- 14/ Netherlands pledge for African Workshop on Sustainable Use of Biodiversity
- 15/ Netherlands pledge for Asian Workshop on Sustainable Use of Biodiversity
- 16/ Netherlands pledge for Latin American and the Caribbean Workshop on Sustainable Use of Biodiversity
- 17/ Netherlands pledge 79,411.54 euros for the Workshop on Incentive Measures, Montreal, 10-12 October 2001
- 18/ Netherlands pledge \$147,000 for the Workshop on Forest Biological Diversity, Accra, Ghana 28-30 January 2002
- 19/ Netherlands pledge towards the cost of a Senior Professional Officer
- 20/ Spain pledge \$25,000 for the Meeting of Experts on Capacity-Building for the Biosafety Protocol, 11-13 July 2001
- 21/ Sweden pledge SEK100,000 for Meeting of Experts on Capacity-Building for the Biosafety Protocol, 11-13 July 2001
- 22/ Switzerland pledge \$10,000 for the Meeting of Experts on Capacity-Building for the Biosafety Protocol, 11-13 July 2001
- 23/ Switzerland pledge CHF50,000 for the Ad Hoc Technical Expert Group on Biological Diversity and Climate Change, Helsinki, Finland 21-25 January 2002
- 24/ United Kingdom pledge £10,000 towards the cost of the Expert Panel on Access and Benefit Sharing, Montreal Canada, 19-22 March 2001
- 25/ United Kingdom pledge for a consultant under the Global Taxonomy Initiative
- 26/ United Kingdom pledge of \$25,000 for work by the Botanical Gardens Conservation International on *ex situ* collections
- 27/ United Kingdom pledge of \$6,000 for two consultants on forest biological diversity
- 28/ United Kingdom pledge of £60,000 for the Biosafety Clearing House and technical expert meeting

- 29/ United Kingdom pledge of £50,000 for Second meeting of the Ad Hoc Technical Expert Group on Forest Biological Diversity, Edinburgh, Scotland, 23-27 April 2001
- 30/ United Kingdom pledge £7,500 in support of the Global Taxonomy Initiative
- 31/ United Kingdom pledge £20,000 in support of the Meeting of Experts on Capacity-Building for the Biosafety Protocol, 11-13 July 2001
- 32/ USA pledge of \$360,000 for the Biosafety Clearing House
- 33/ United States pledge \$20,000 for meeting of Ad Hoc Technical Expert Group on Marine and Coastal Biodiversity - (transferred from BZ)
- 34/ United States pledge for GISP Meeting on Global Invasive Species
- 35/ FAO pledge towards the secondment of a Programme Officer
- 36/ FAO pledge towards the settlement of invoices for Atlas of the Oceans
- 37/ FAO for strengthening of existing cooperation activities and networks for the sharing of fisheries infrastructure

C. Status of contributions to the BZ Trust Fund as at 31 December 2001*

| <i>Countries</i> | <i>Unpaid pledges as at 31 December 2001 (US\$)</i> | <i>Adjustments (US\$)</i> | | <i>Pledges in 2001 (US\$)</i> | <i>Collections in 2001 for prior years (US\$)</i> | <i>Collections in 2001 for 2001 and future years (US\$)</i> | <i>Unpaid pledges for 2001 and prior years (US\$)</i> |
|--------------------------|---|---------------------------|-----------|-------------------------------|---|---|---|
| Canada | | | <u>1</u> | 278,000 | | 278,000 | 0 |
| Central African Republic | 2,000 | | <u>2</u> | | | | 2,000 |
| Central African Republic | 1,500 | | <u>3</u> | | | | 1,500 |
| Denmark | 77,792 | | <u>4</u> | | 62,279 | | 15,512 |
| Denmark | | | <u>5</u> | 94,007 | | | 94,007 |
| European Community | 61,637 | (61,637) | <u>6</u> | | | | 0 |
| European Community | | | <u>7</u> | 106,909 | | 63,151 | 43,758 |
| Finland | 20,000 | (20,000) | <u>8</u> | | | | 0 |
| Finland | | | | 52,982 | | 52,982 | 0 |
| France | 15,947 | | <u>9</u> | | | | 15,947 |
| France | 7,661 | | <u>10</u> | | 7,661 | | 0 |
| France | 7,661 | | <u>11</u> | | 7,661 | | 0 |
| France | 22,982 | (4,343) | <u>12</u> | | 18,639 | | 0 |
| France | 68,237 | | <u>13</u> | | 68,237 | | 0 |
| Germany | | | <u>14</u> | 300,000 | | 300,000 | 0 |
| Germany | | (879) | <u>15</u> | 46,481 | 45,602 | | 0 |
| Italy | | | <u>16</u> | 20,000 | | 20,000 | 0 |
| Japan | | | <u>17</u> | 85,000 | | 85,000 | 0 |
| Netherlands | | | <u>18</u> | 100,000 | | 100,000 | 0 |

* Please note that the figures in bracket "()" means credit.

| <i>Countries</i> | <i>Unpaid pledges as at 31 December 2001 (US\$)</i> | <i>Adjustments (US\$)</i> | | <i>Pledges in 2001 (US\$)</i> | <i>Collections in 2001 for prior years (US\$)</i> | <i>Collections in 2001 for 2001 and future years (US\$)</i> | <i>Unpaid pledges for 2001 and prior years (US\$)</i> |
|-------------------|---|-------------------------------|-----------|-----------------------------------|---|---|---|
| New Zealand | | | <u>19</u> | 13,200 | | 13,200 | 0 |
| New Zealand | | | <u>20</u> | 13,085 | | 13,085 | 0 |
| Norway | | | <u>21</u> | 55,864 | | 55,864 | 0 |
| Republic of Korea | | | <u>22</u> | 25,000 | | 25,000 | 0 |
| Sweden | | | <u>23</u> | 48,162 | | 48,162 | 0 |
| Switzerland | 15,000 | | <u>24</u> | | | | 15,000 |
| Switzerland | 15,547 | | <u>25</u> | | 15,547 | | (0) |
| Switzerland | 13,889 | 1,217 | <u>26</u> | | 15,106 | | (0) |
| Switzerland | | | <u>27</u> | 10,000 | | 10,000 | 0 |
| Spain | 50,000 | 8,681 | <u>28</u> | | 58,681 | | 0 |
| United Kingdom | | (696) | <u>29</u> | 28,986 | | 28,290 | 0 |
| United Kingdom | | (348) | <u>30</u> | 14,493 | | 14,145 | 0 |
| United Kingdom | | | <u>31</u> | 43,800 | | 43,800 | 0 |
| Total | 379,852 | (78,005) | | 1,335,969 | 299,413 | 1,150,679 | 187,724 |

Notes

- 1/ Canada pledge US\$278,000 for SBSTTA-6 and Panel of Experts on Access and Benefit-sharing
- 2/ Central African Republic for Biosafety Protocol meeting, Vienna, 15-19 September 1999
- 3/ Central African Republic pledge for Article 8(j) meeting in Seville 27-31 March 2000
- 4/ Denmark pledge DKK 620,000 for travel expenses for Central and Eastern European countries -fifth meeting of the Conference of the Parties, Nairobi 15-26 May 2000
- 5/ Denmark pledge DKK 800,000 to support participation of Representatives at the Central and Eastern European Regional Workshop, February 2002
- 6/ EEC contribution towards cost of least developed countries (60% of ECU75,000)
- 7/ EEC pledge 117,600 euros towards the second meeting of ICCP, the seventh meeting of the SBSTTA and the Inter-Sessional Meeting on the Strategic Plan.
- 8/ Finland : Assist the participation of developing countries in the negotiations on Biosafety Protocol
- 9/ France pledge FF100,000 for the support of participants to the Liaison Group Meeting on Ecosystem Approach, Paris, 15-17 September 1999

- 10/ France pledge FF50,000 for Informal Consultations on Biosafety Vienna Austria, 15-19 September 1999
- 11/ France pledge FF50,000 for Resumed Session of the Ex-COP, Montreal Canada 20-28 January 2000
- 12/ France pledge FF50,000 Fifth Meeting of the COP, Nairobi-15-26 May 2000
- 13/ France pledge for the first meeting of the Intergovernmental Committee on the Cartagena Protocol on Biosafety 11-15 December 2000, Montpellier
- 14/ Germany pledge \$300,000 for Ad Hoc Working Group on Access and Benefit-sharing, 22-26 October 2001, Bonn Germany
- 15/ Germany pledge DM 100,000 towards meetings under the Convention on Biological Diversity
- 16/ Italy pledge \$20,000 for the second Meeting of ICCP on Biosafety, 1-5 October 2001, Nairobi, Kenya
- 17/ Japan pledge for the Open-ended Meeting of Experts on Compliance, 26-28 September 2001 and for the second meeting of ICCP on Biosafety, 1-5 October 2001, both held in Nairobi, Kenya
- 18/ Netherlands pledge for participants costs
- 19/ New Zealand pledge NZ\$ 30,000 for Pacific Island Participants to SBSTTA-6, Montreal, 12-16 March 2001
- 20/ New Zealand pledge \$13,085 for the second meeting of ICCP, 1-5 October 2001, Nairobi
- 21/ Norway pledge NOK 500,000 in support of the Convention on Biological Diversity
- 22/ Republic of Korea pledge \$25,000 for the second Meeting of ICCP on Biosafety, 1-5 October 2001, Nairobi, Kenya
- 23/ Sweden pledge SEK500,000 for participation in the Convention process
- 24/ Switzerland: third meeting of SBSTTA, Montreal, 1-5 September 1997
- 25/ Switzerland pledge of CHF 25,000 for the first meeting of the ICCP. 11-15 December 2000, Montpellier, France
- 26/ Switzerland pledge CHF 25,000 for the meeting of the Panel of Experts on Access and Benefit-sharing, Seville Spain, 27-31 March 2001
- 27/ Switzerland pledge for the second Meeting of ICCP, 1-5 October 2001, Nairobi
- 28/ Spain pledge in support of developing country Parties and economies in transition attending the ICCP-1, 11-15 December Montpellier, France
- 29/ UK pledge £20,000 for the seventh meeting of the SBSTTA, 12-16 November 2001 and for the Inter-Sessional Meeting on the Strategic Plan, 19-21 November 2001, both held in Montreal
- 30/ UK pledge £10,000 for the Ad Hoc Working Group on Access and Benefits sharing, 22-26 October 2001, Bonn Germany
- 31/ UK participation of least developed countries at the sixth meeting of SBSTTA, Montreal, 12-16 March 2001
